

Uniform Crime Reporting 2021 Report





The Department of Public Safety has collected the data from associated agencies like Criminal Records Unit and Aging and Disability Services. The Department of Public Safety does not guarantee this book to be complete or accurate with regards to the data being provided.



STATE OF NEVADA DEPARTMENT OF PUBLIC SAFETY

Steve Sisolak, Governor

George Togliatti, Director
Department of Public Safety

Erica Souza-Llamas, Division Administrator
Records, Communications and Compliance Division

Nicole Lubich, Special Services Manager
Records, Communications and Compliance Division

Amanda Silva, NCJIS Program Specialist Supervisor
Records, Communications and Compliance Division

Balakrupa Ramachandran, Statistician - II
Records, Communications and Compliance Division

Raymond Mansi, NCJIS Program Specialist
Records, Communications and Compliance Division

Christina Wilson, NCJIS Program Specialist Trainee
Records, Communications and Compliance Division





Nevada Department of **Public Safety**

DEDICATION PRIDE SERVICE

DPS VISION: To be the premiere public safety agency and provide advanced law enforcement services to the citizens of Nevada. To support and empower Department of Public Safety employees by encouraging diversity in the workforce, results oriented service, productivity and meaningful career growth.

The Department of Public Safety is committed to achieving the highest standards of excellence through the use of comprehensive training programs, progressive technology, federal, state and local government partnerships with interagency cooperation to ensure the safety of all citizens and visitors in Nevada.

DPS MISSION STATEMENT: In partnership with the people of Nevada, the Department of Public Safety provides services in support of protecting our citizens and visitors by promoting safer communities through prevention, preparedness, response, recovery, education and enforcement.



Table of Contents

Protection Order Data..... 8
Aging & Disability Services Data38
Supplemental Hate Crime..... 50



Statement of Policy

FOR RELEASE OF UCR STATISTICAL INFORMATION

The following policies provide guidance concerning the release of UCR statistical information. Prior to being released, all information is approved by senior UCR staff.

1. This report is available via email by request, or on the Criminal History Repository website at <https://rccd.nv.gov/About/UCR/Crime-In-Nevada>
2. Information contained in the published annual report may be released via telephone, letter, etc., to any interested party.
3. All requests for unpublished information should be directed to the UCR Program at ucr@dps.state.nv.us

THIS PAGE WAS LEFT INTENTIONALLY BLANK



Protection Orders

There are 5 types of Protection Order data in this section

- Domestic Violence Protection Orders – DV PO
- Stalking Protection Orders – Stalking PO
- Aggravated Stalking Protection Order – Agg Stalking PO
- Harassment Protection Order – Harassment PO
- Sexual Assault Protection order – Sexual Assault PO



DV Protection Order Statistics

One Protection Order Granted Every 56 Minutes, 57 Seconds

Protection Orders	Orders	% Of TPO	% Change from 2020	Orders / 1,000 Pop
Temporary	6,883		19.00%	2.19
Extended	2,345	34.07%	4.97%	0.75

TPO Including Custody of a Minor	2,010	29.20%	25.47%	0.64
----------------------------------	-------	--------	--------	------

Served to Adverse Party		Expire or dissolved	
TPO	1,147	TPO	6,518
EXT	1,438	EXT	2,062
Total	2,585	Total	8,580



Stalking PO Statistics

One Protection Order Granted Every 6 Hours, 21 Minutes, 41 Seconds

Protection Orders	Orders	% of TPO	% Change from 2020	Orders / 1,000 Pop
Temporary	873		NA	0.28
Extended	504	57.73%	NA	0.16

TPO Including Custody of a Minor	0	0.00%	NA	0.00
---	---	-------	----	------

Served to Adverse Party		Expire or dissolved	
TPO	16	TPO	742
EXT	300	EXT	42
Total	316	Total	784

Note: The Stalking Protection Orders are included from 2021 only



Agg Stalking PO Statistics

One Protection Order Granted Every 121 Days, 16 Hours

Protection Orders	Orders	% Of TPO	% Change from 2020	Orders / 1,000 Pop
Temporary	1		NA	0.00
Extended	2	200.00%	NA	0.00

TPO Including Custody of a Minor	0	0.00%	NA	0.00
---	---	-------	----	------

Served to Adverse Party		Expire or dissolved	
TPO	0	TPO	1
EXT	2	EXT	1
Total	2	Total	2

Note: The Aggravated Stalking PO are reported from 2021 only



Harassment PO Statistics

One Protection Order Granted Every 33 Days, 4 Hours, 21 Minutes, 49 Seconds

Protection Orders	Orders	% Of TPO	% Change from 2020	Orders / 1,000 Pop
Temporary	8		NA	0.00
Extended	3	37.50%	NA	0.00

TPO Including Custody of a Minor	0	0.00%	NA	0.00
----------------------------------	---	-------	----	------

Served to Adverse Party		Expire or dissolved	
TPO	0	TPO	7
EXT	2	EXT	1
Total	2	Total	8

Note: The Harassment Protection Orders are included from 2021 only



Sexual Assault PO Statistics

One Protection Order Granted Every 10 Days, 10 Hours, 17 Minutes, 8 Seconds

Protection Orders	Orders	% Of TPO	% Change from 2020	Orders / 1,000 Pop
Temporary	17		NA	0.01
Extended	18	105.88%	NA	0.01

TPO Including Custody of a Minor	0	0.00%	NA	0.00
---	---	-------	----	------

Served to Adverse Party		Expire or dissolved	
TPO	0	TPO	14
EXT	6	EXT	1
Total	6	Total	15

Note: The Sexual Assault Protection Orders are included from 2021 only



About Protection Orders

The reporting of the protection order data presented here is collected per the guidelines set forth in Nevada Revised Statute 179A.350.

NRS 179A.350 Creation; contents; prompt entry of information; accessibility; retention of records; submission of report to Legislature.

1. The Repository for Information Concerning Orders for Protection is hereby created within the Central Repository.
2. Except as otherwise provided in subsection 10, the Repository for Information Concerning Orders for Protection must contain a complete and systematic record of all:
 - (a) Temporary and extended orders for protection against domestic violence issued or registered in the State of Nevada and all Canadian domestic-violence protection orders registered in the State of Nevada, including, without limitation, any information received pursuant to NRS 33.095;
 - (b) Temporary and extended orders for protection against stalking, aggravated stalking or harassment issued in this State pursuant to NRS 200.599; and
 - (c) Temporary and extended orders for protection against a person alleged to have committed the crime of sexual assault issued in this State pursuant to NRS 200.37835.
3. The records contained in the Repository for Information Concerning Orders for Protection must be kept in accordance with the regulations adopted by the Director of the Department.
4. Information received by the Central Repository pursuant to NRS 33.095, 200.37835 and 200.599 must be entered in the Repository for Information Concerning Orders for Protection.
5. The information in the Repository for Information Concerning Orders for Protection must be accessible by computer at all times to each agency of criminal justice.
6. The Repository for Information Concerning Orders for Protection shall retain all records of an expired temporary or extended order for protection unless such an order is sealed by a court of competent jurisdiction.



About Protection Orders contd.

7. The existence of a record of an expired temporary or extended order for protection in the Repository for Information Concerning Orders for Protection does not prohibit a person from obtaining a firearm or a permit to carry a concealed firearm unless such conduct violates:

- (a) A court order; or
- (b) Any provision of federal or state law.

8. On or before July 1 of each year, the Director of the Department shall submit to the Director of the Legislative Counsel Bureau a written report concerning all temporary and extended orders for protection issued pursuant to NRS 33.020, 200.378 and 200.591 during the previous calendar year that were transmitted to the Repository for Information Concerning Orders for Protection. The report must include, without limitation, information for each court that issues temporary or extended orders for protection pursuant to NRS 33.020, 200.378 and 200.591, respectively, concerning:

- (a) The total number of temporary and extended orders that were granted by the court during the calendar year to which the report pertains;
- (b) The number of temporary and extended orders that were granted to women;
- (c) The number of temporary and extended orders that were granted to men;
- (d) The number of temporary and extended orders that were vacated or expired;
- (e) The number of temporary orders that included a grant of temporary custody of a minor child; and
- (f) The number of temporary and extended orders that were served on the adverse party.

9. The information provided pursuant to subsection 8 must include only aggregate information for statistical purposes and must exclude any identifying information relating to a particular person.

10. The Repository for Information Concerning Orders for Protection must not contain any information concerning an event that occurred before October 1, 1998.

11. As used in this section, "Canadian domestic-violence protection order" has the meaning ascribed to it in NRS 33.119.

(Added to NRS by 1997, 1803; A 2007, 2483; 2015, 2765; 2017, 624; 2019, 2837; 2021, 618, 1949)



Protection Orders – DV and SH

Definitions

The following report will describe and summarize temporary and extended protection orders issued in the State of Nevada. These reports are broken down to show which orders were granted to men and to women. Also included is a listing of those orders that included custody of a minor child and available historic data.

- **Temporary Protection Order:** Can be granted within 24 hours of receiving the application and in effect up to 45 days or until scheduled court hearing.
- **Extended Protection Order:** Awarded only after a hearing before a judge and in effect for up to two years.
- **Expired Order:** A Temporary Protection Order or Extended Protection Order that has reached the expiration date and was not extended further.
- **Vacated Order:** A Temporary Protection Order or Extended Protection Order that was cancelled or dissolved prior to the expiration date.

Any of the above Domestic Violence or Stalking and Harassment Protection orders could include a grant of temporary custody of a minor child.

Note that on the graphs you will see gender described as male, female, and unknown. Unknown includes those who entered unknown on the application or those that did not complete the gender portion of the application.

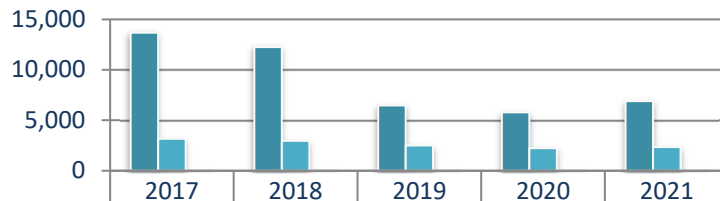


DV Protection Orders

5-year Comparison 2017 - 2021

Protection Orders Issued

5-yr Comparison: 2017 - 2021

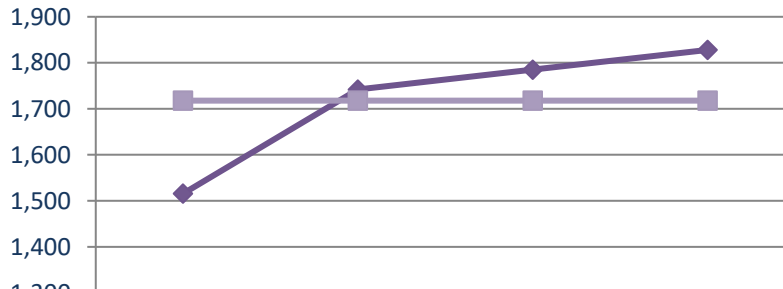


■ Temporary Protection Orders
■ Extended Protection Orders

	2017	2018	2019	2020	2021
Temporary Protection Orders	13,677	12,251	6,455	5,784	6,883
Extended Protection Orders	3,166	2,961	2,496	2,234	2,345
% of TPO Extended	23.15%	24.17%	38.67%	38.62%	34.07%

2021 Temporary Protection Orders

By Quarter & Quarterly Average

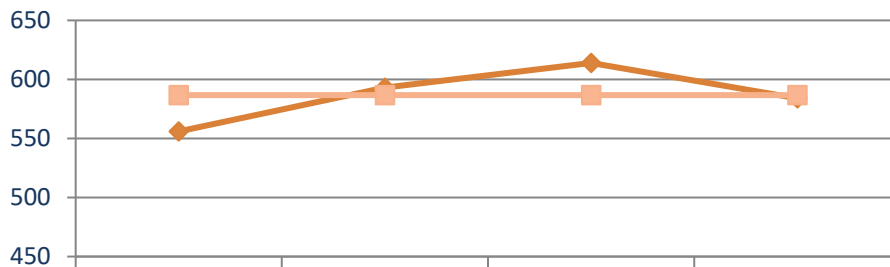


◆ TPOs Issued
■ Quarterly Average

	Qtr 1	Qtr 2	Qtr 3	Qtr 4
TPOs Issued	1,516	1,742	1,785	1,828
Quarterly Average	1,718	1,718	1,718	1,718

2021 Extended Protection Orders

By Quarter & Quarterly Average



◆ EXT Issued
■ Quarterly Average

	Qtr 1	Qtr 2	Qtr 3	Qtr 4
EXT Issued	556	593	614	584
Quarterly Average	587	587	587	587

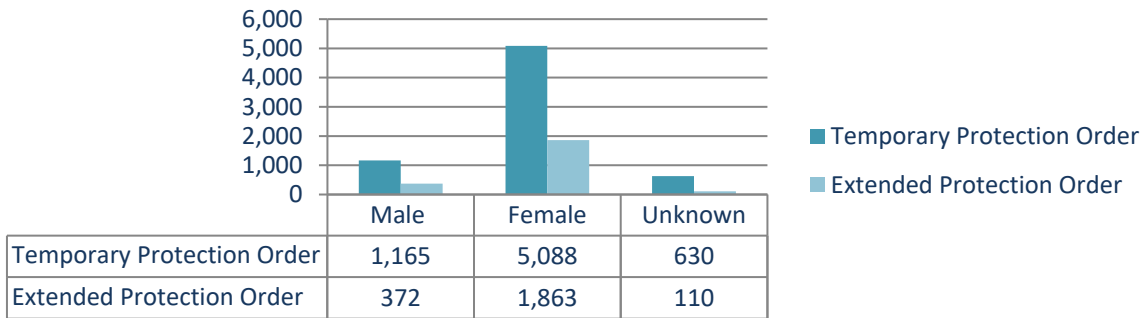


2021 DV Protection Orders Issued

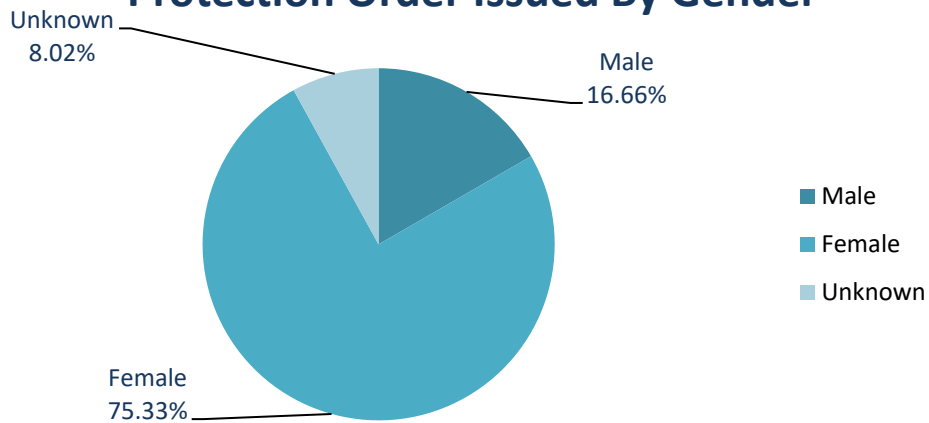
By Gender & Type

2021 Granted Orders

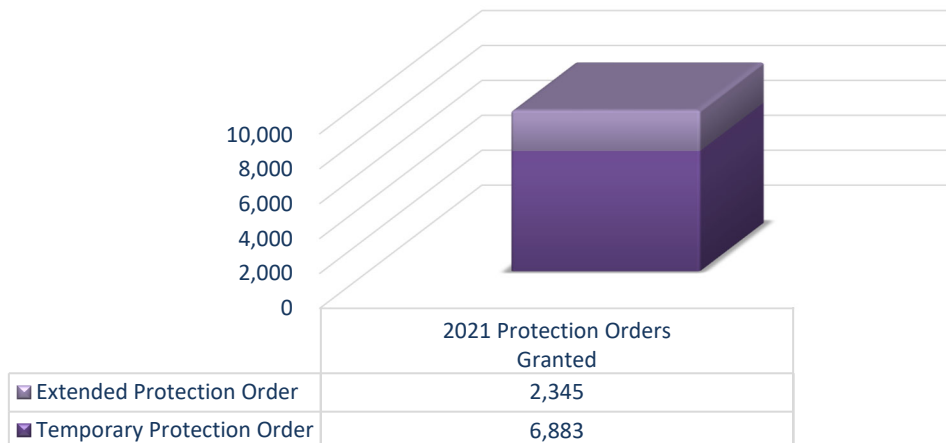
By gender



Protection Order Issued By Gender



Temporary and Extended Order Issued

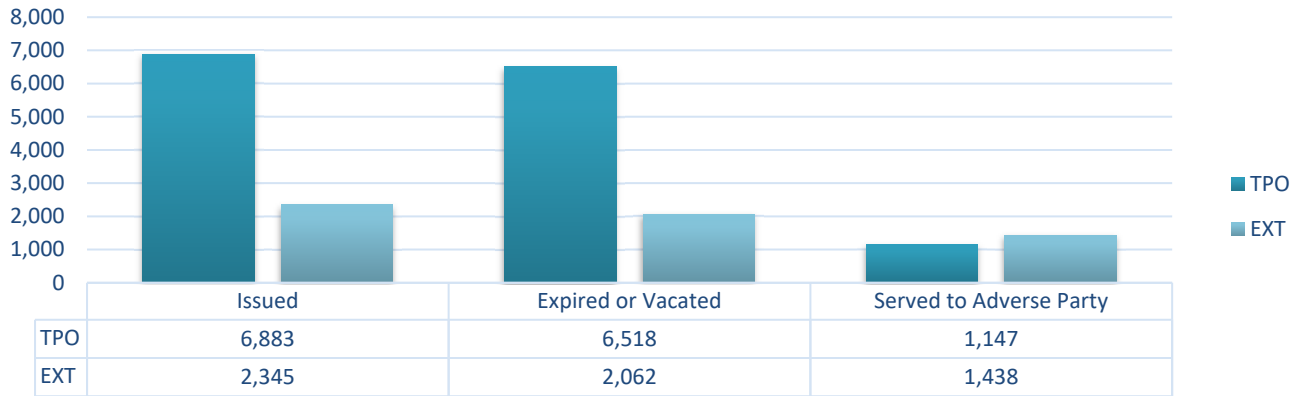




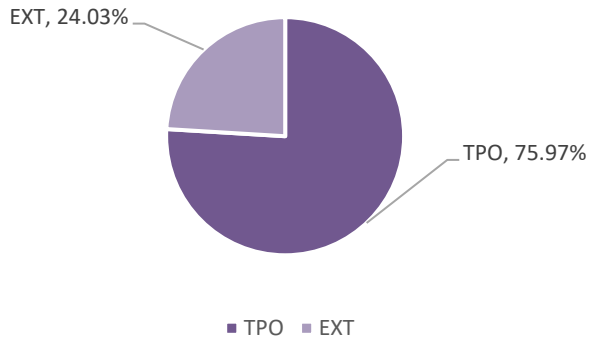
2021 DV Protection Orders

Issued, Vacated or Expired, and Served

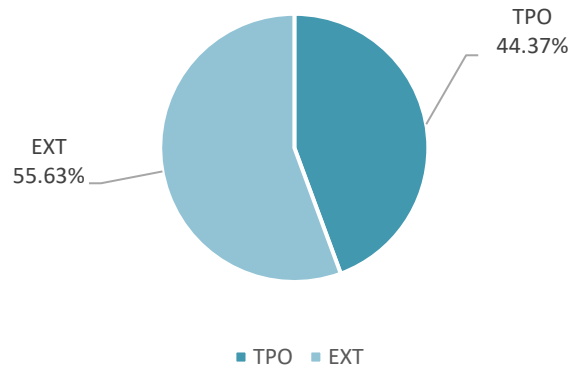
Granted, Expired & Served Jan 1, 2021 - Dec 31, 2021



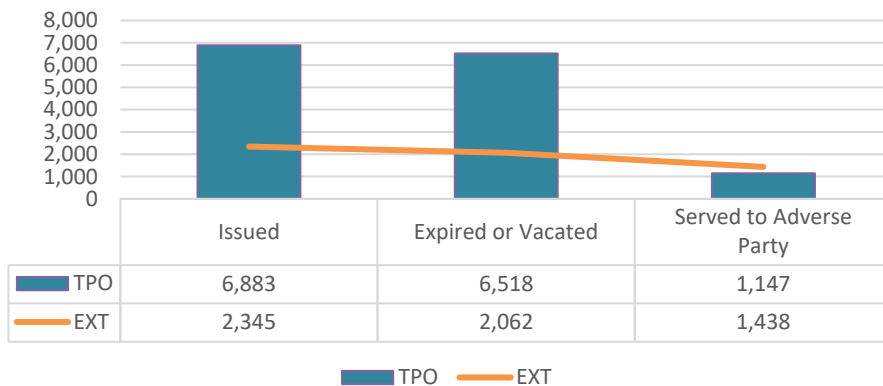
Expired or Vacated in 2021



Served to Adverse Party in 2021



Temporary vs Extended Comparison 2021

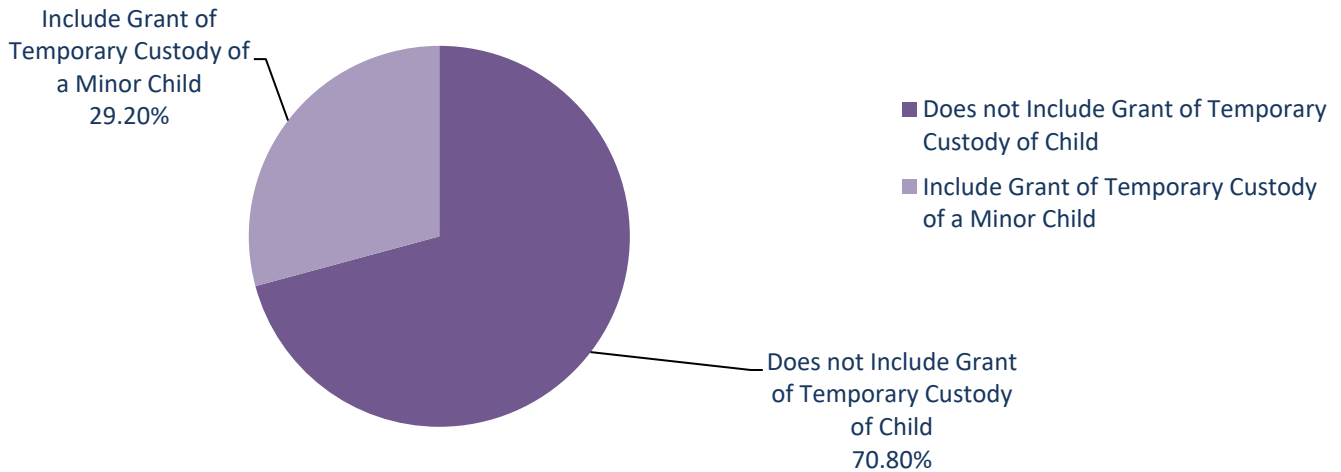
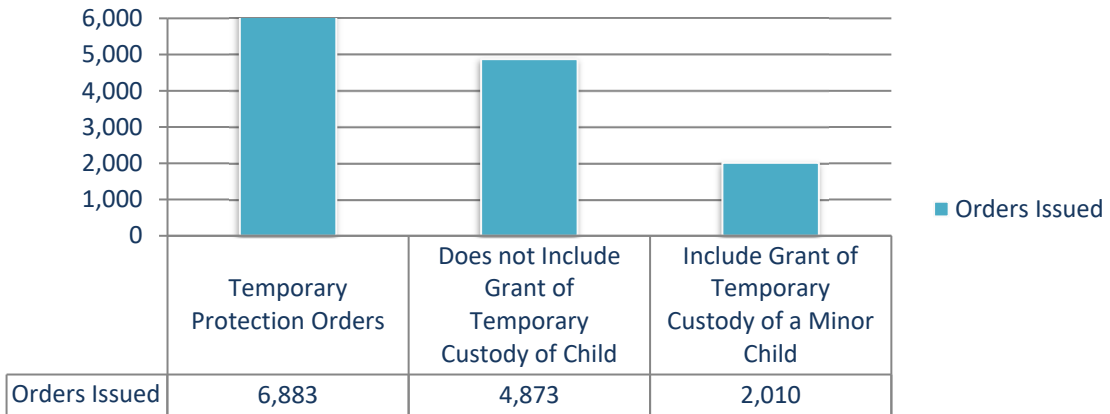




2021 DV Protection Orders Issued

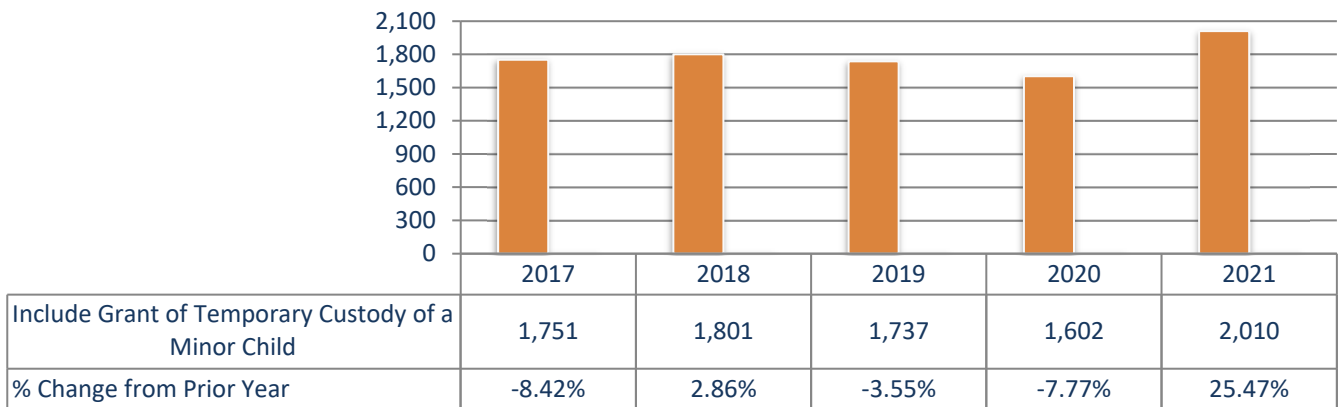
Including a Grant of Temporary Custody of a Minor Child

2021 Orders Issued



Temporary Protection Orders Issued

5-yr Comparison: 2017 - 2021



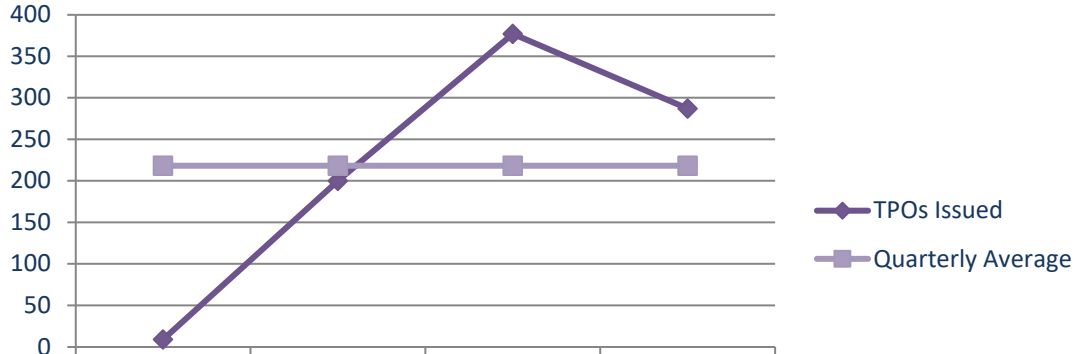


Stalking PO

By quarter and Quarterly Average

2021 Temporary Protection Orders

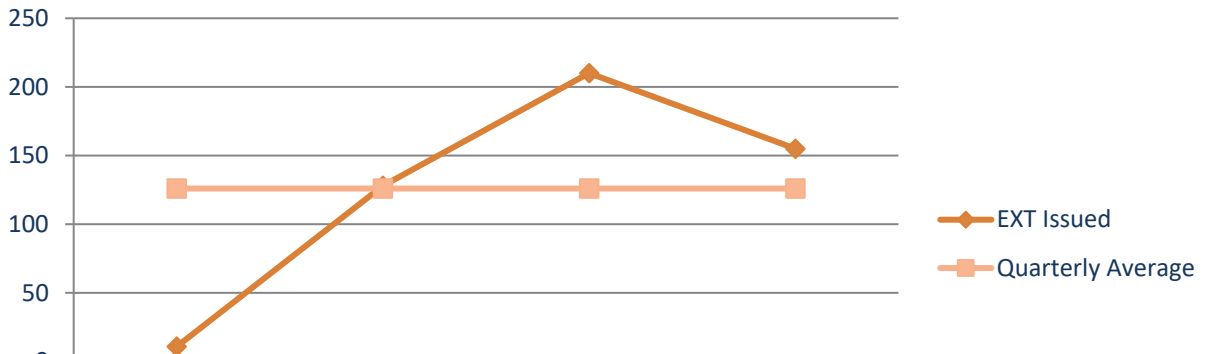
By Quarter & Quarterly Average



	Qtr 1	Qtr 2	Qtr 3	Qtr 4
TPOs Issued	9	200	377	287
Quarterly Average	218	218	218	218

2021 Extended Protection Orders

By Quarter & Quarterly Average



	Qtr 1	Qtr 2	Qtr 3	Qtr 4
EXT Issued	11	128	210	155
Quarterly Average	126	126	126	126

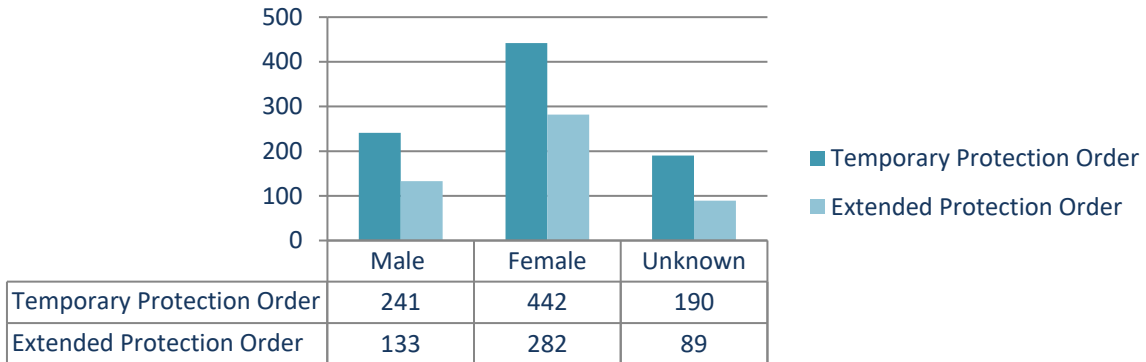


2021 Stalking PO Issued

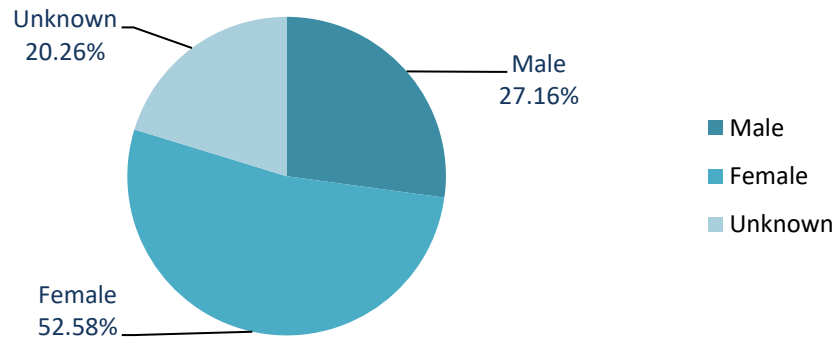
By Gender & Type

2021 Granted Orders

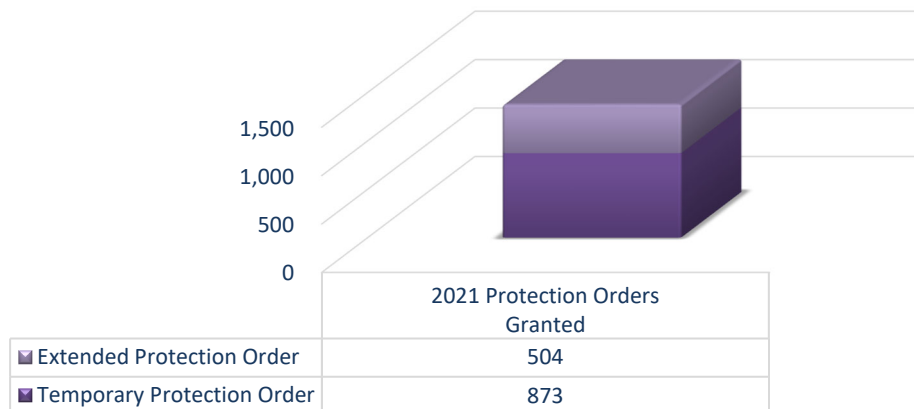
By gender



Protection Order Issued By Gender



Temporary and Extended Order Issued

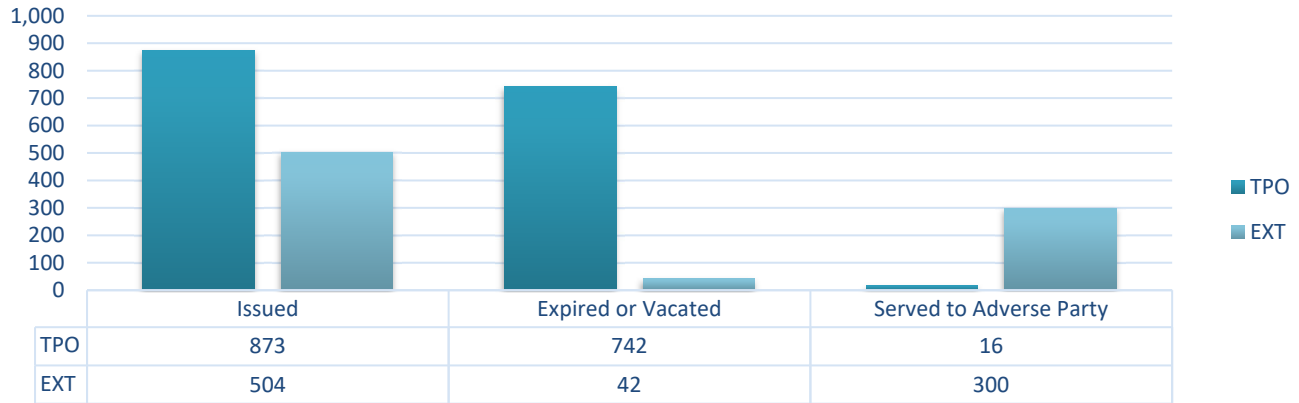




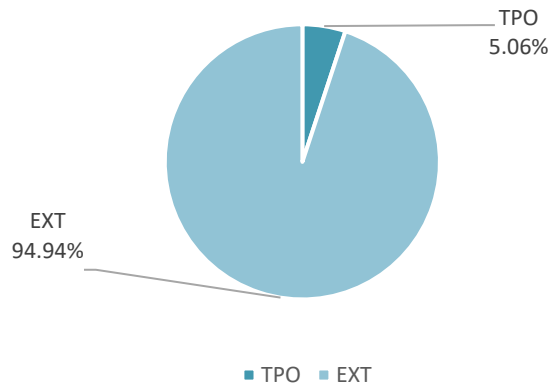
2021 Stalking PO

Issued, Vacated or Expired, and Served

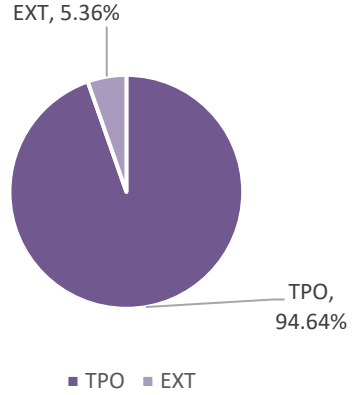
Granted, Expired & Served Jan 1, 2021 - Dec 31, 2021



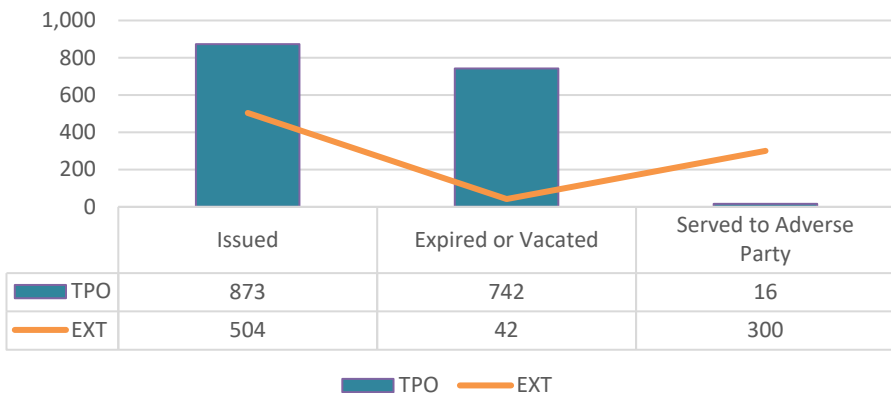
Served to Adverse Party in 2021



Expired or Vacated in 2021



Temporary vs Extended Comparison 2021

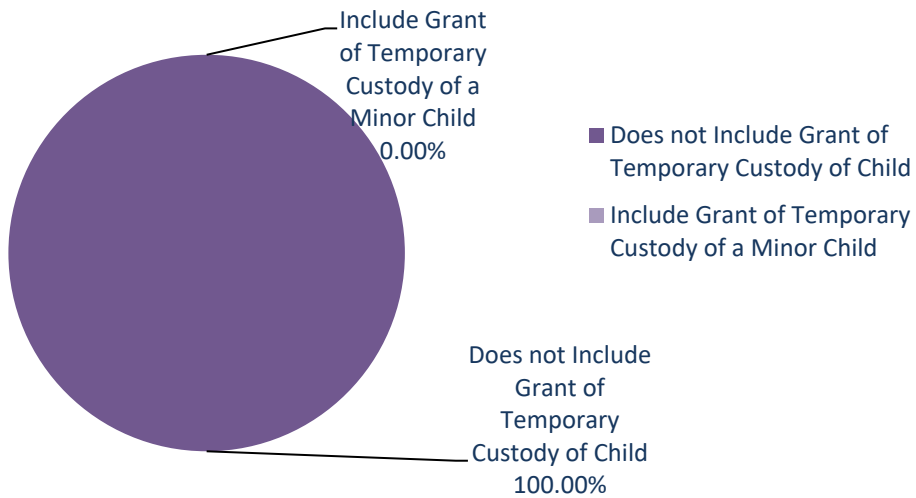
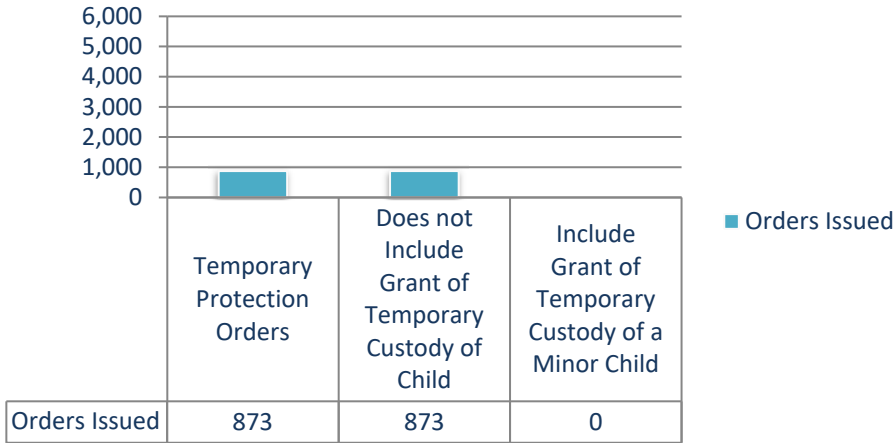




2021 Stalking PO Issued

Including a Grant of Temporary Custody of a Minor Child

2021 Orders Issued



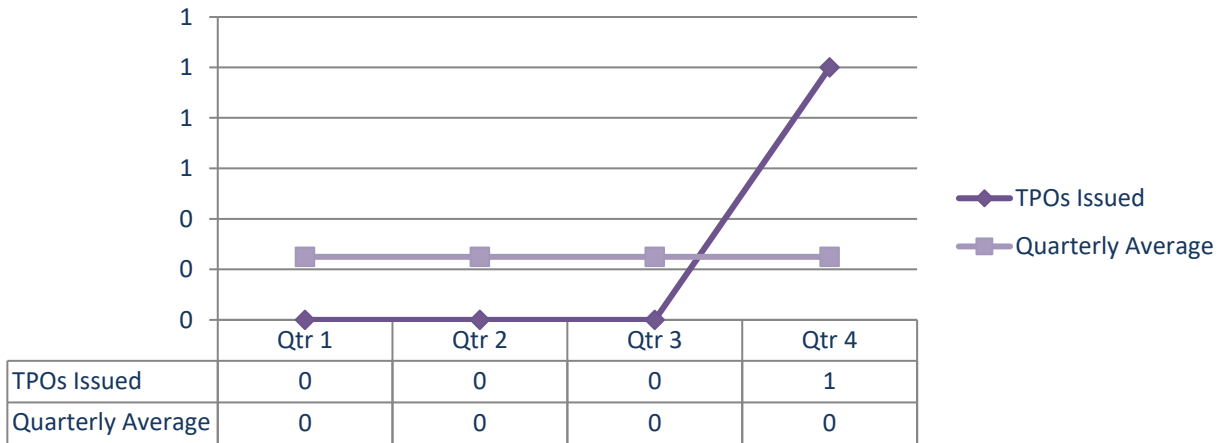


Agg Stalking PO

By quarter and Quarterly Average

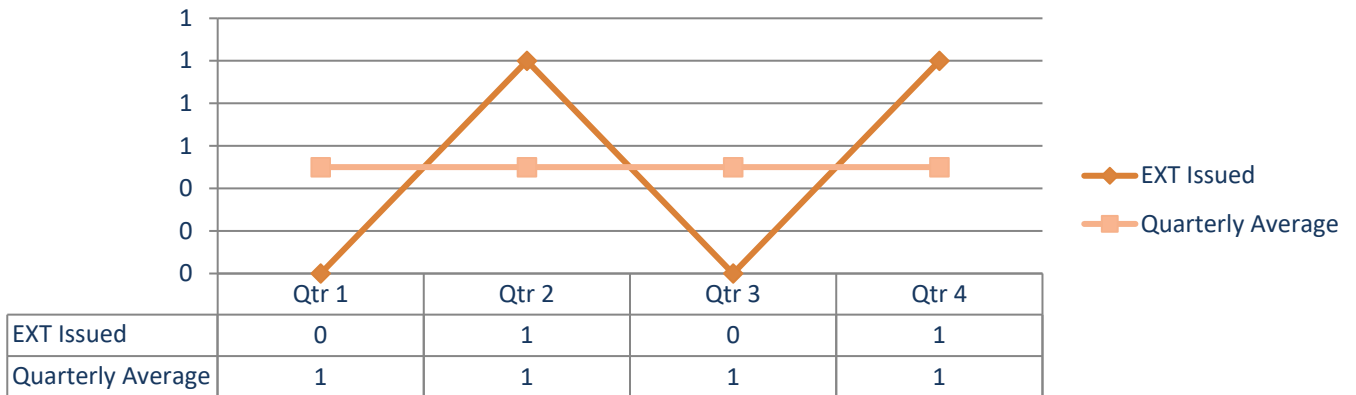
2021 Temporary Protection Orders

By Quarter & Quarterly Average



2021 Extended Protection Orders

By Quarter & Quarterly Average



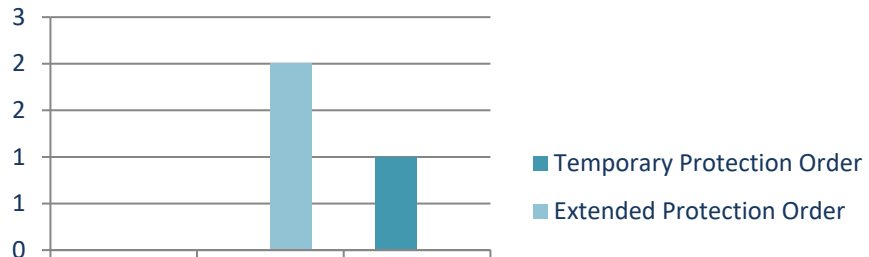


2021 Agg Stalking PO Issued

By Gender & Type

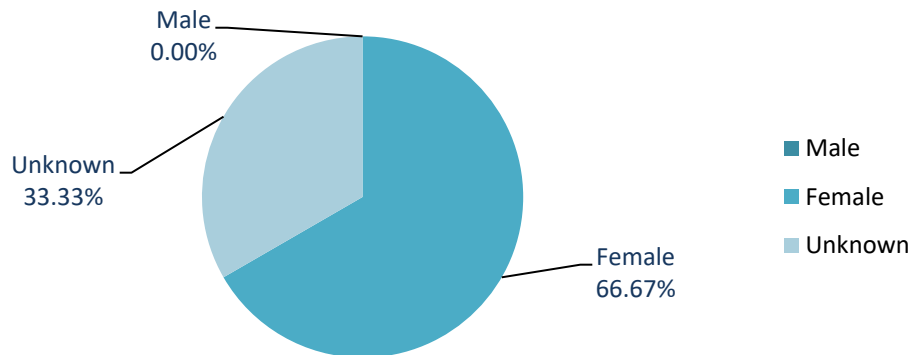
2021 Granted Orders

By gender

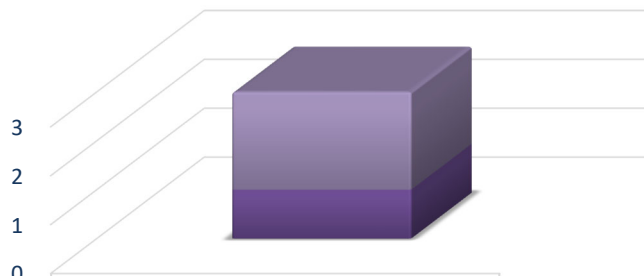


	Male	Female	Unknown
Temporary Protection Order	0	0	1
Extended Protection Order	0	2	0

Protection Order Issued By Gender



Temporary and Extended Order Issued



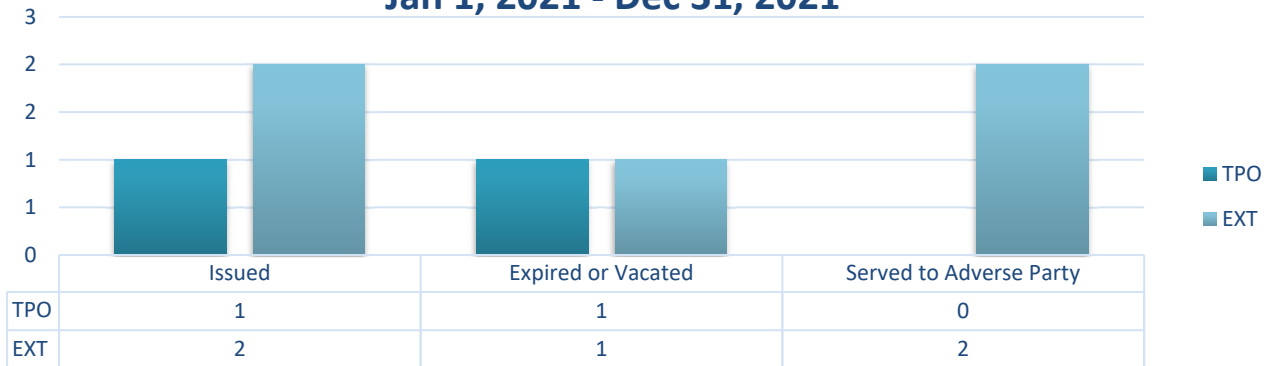
2021 Protection Orders Granted	
Extended Protection Order	2
Temporary Protection Order	1



2021 Agg Stalking PO

Issued, Vacated or Expired, and Served

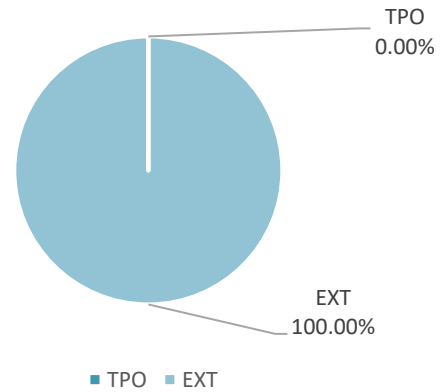
Granted, Expired & Served Jan 1, 2021 - Dec 31, 2021



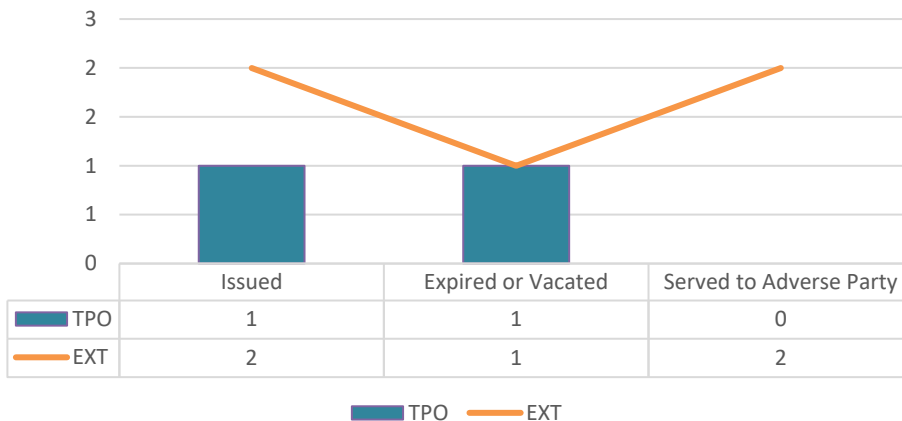
Expired or Vacated in 2021



Served to Adverse Party in 2021



Temporary vs Extended Comparison 2021

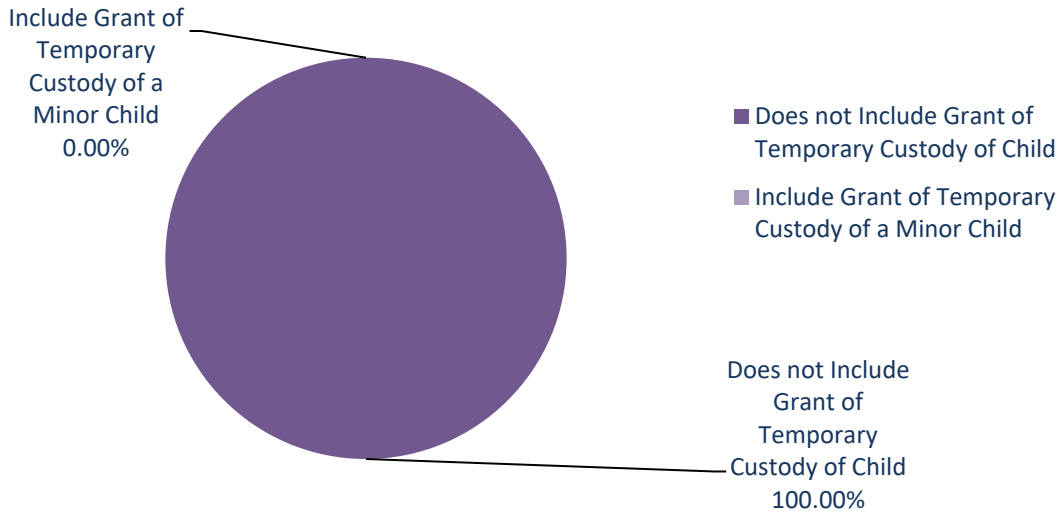





2021 Agg Stalking PO Issued

Including a Grant of Temporary Custody of a Minor Child

2021 Orders Issued



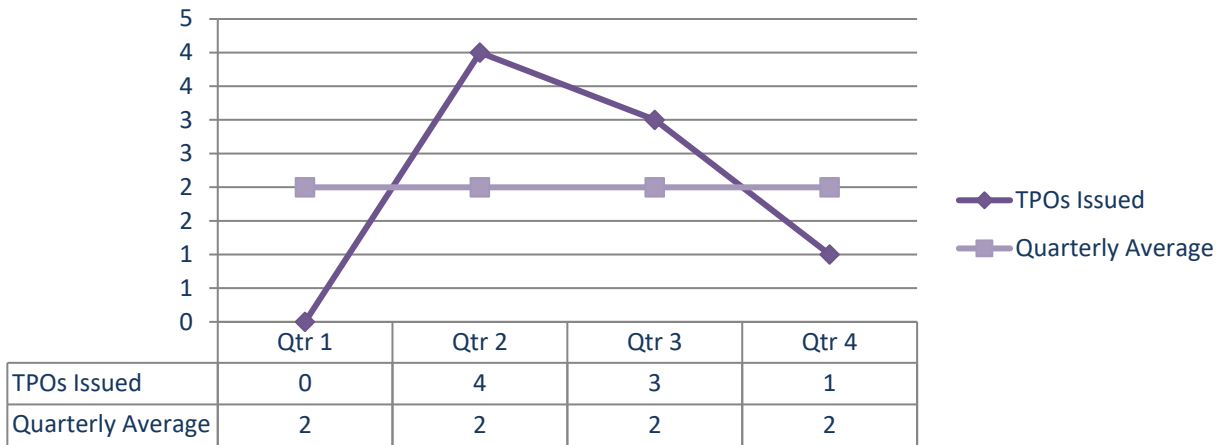


Harassment PO

By quarter and Quarterly Average

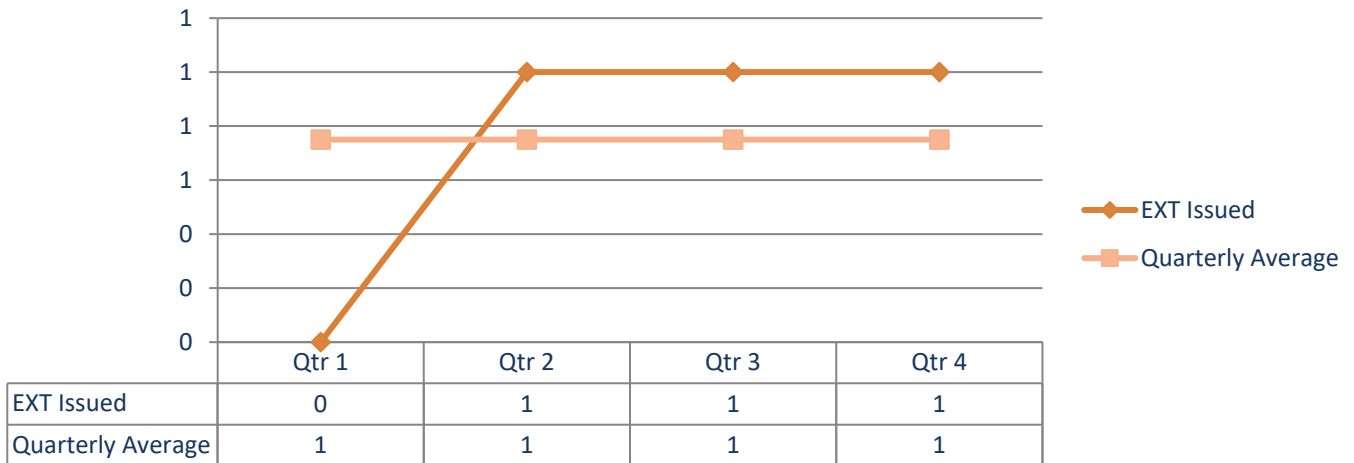
2021 Temporary Protection Orders

By Quarter & Quarterly Average



2021 Extended Protection Orders

By Quarter & Quarterly Average



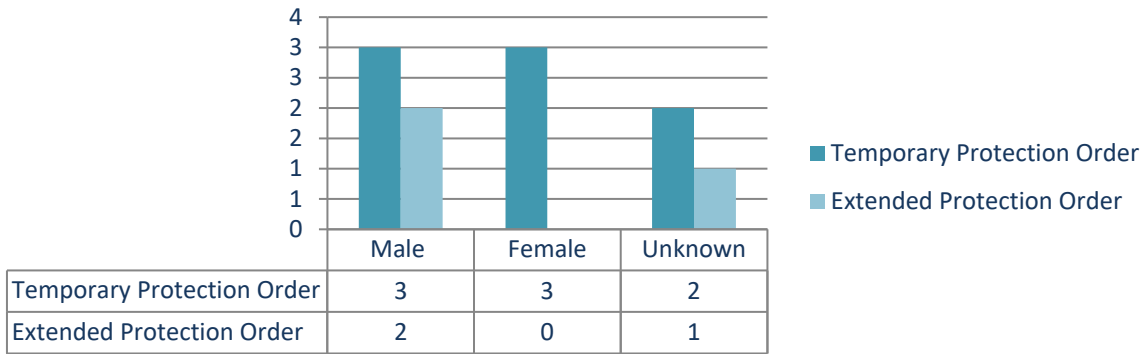


2021 Harassment PO Issued

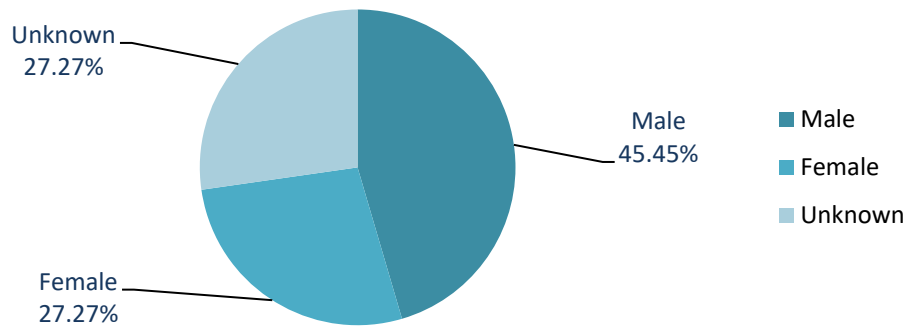
By Gender & Type

2021 Granted Orders

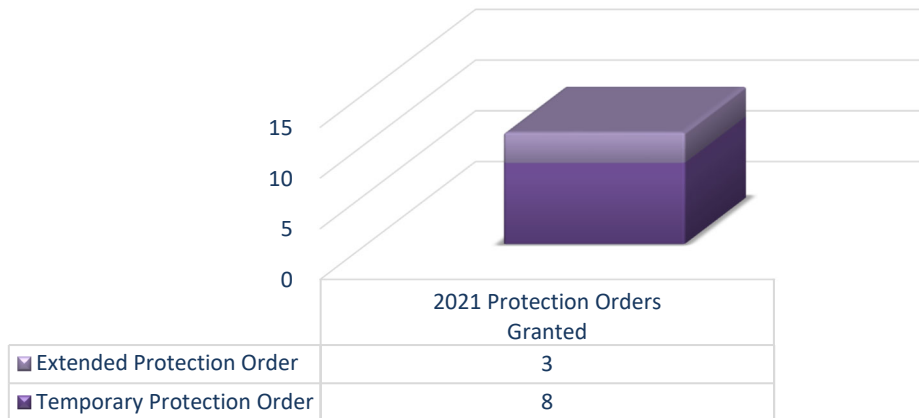
By gender



Protection Order Issued By Gender



Temporary and Extended Order Issued

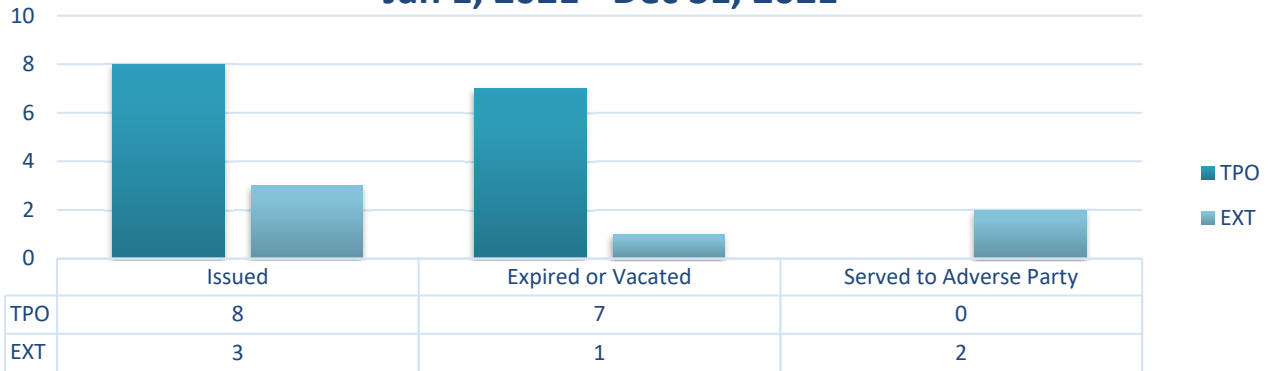




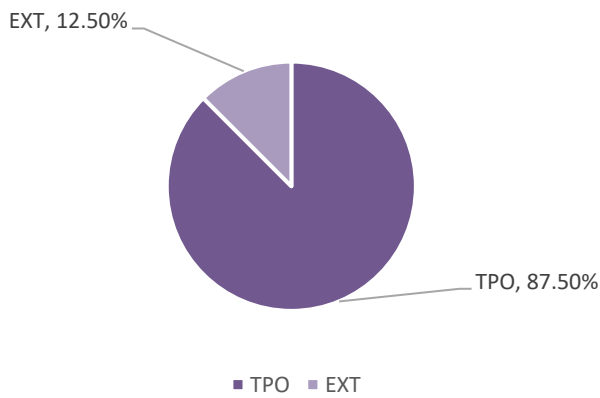
2021 Harassment PO

Issued, Vacated or Expired, and Served

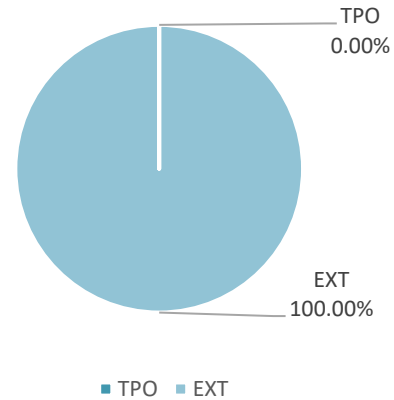
Granted, Expired & Served Jan 1, 2021 - Dec 31, 2021



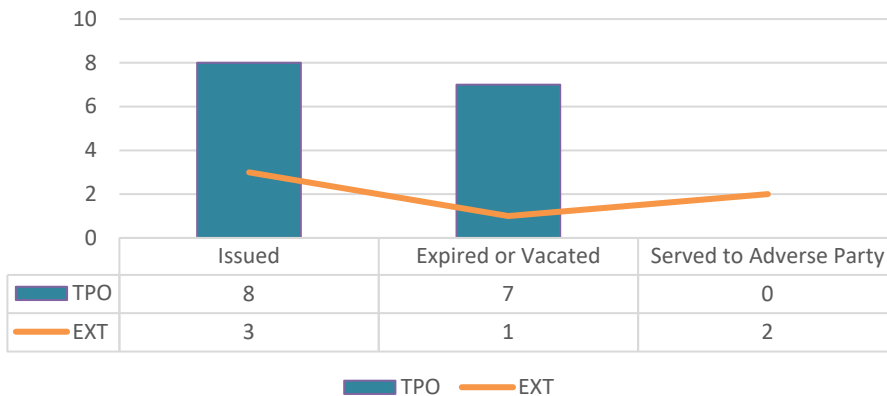
Expired or Vacated in 2021



Served to Adverse Party in 2021



Temporary vs Extended Comparison 2021

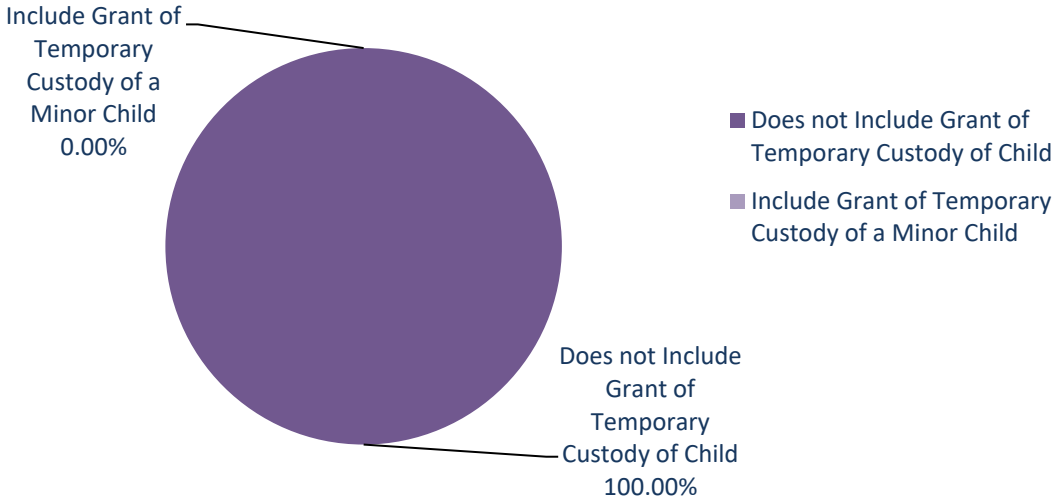
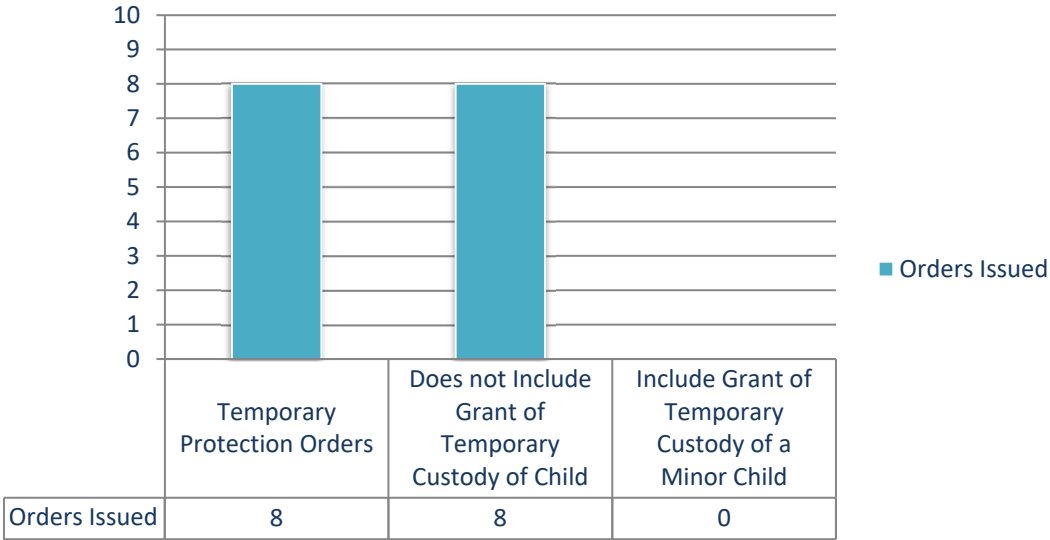




2021 Harassment PO Issued

Including a Grant of Temporary Custody of a Minor Child

2021 Orders Issued



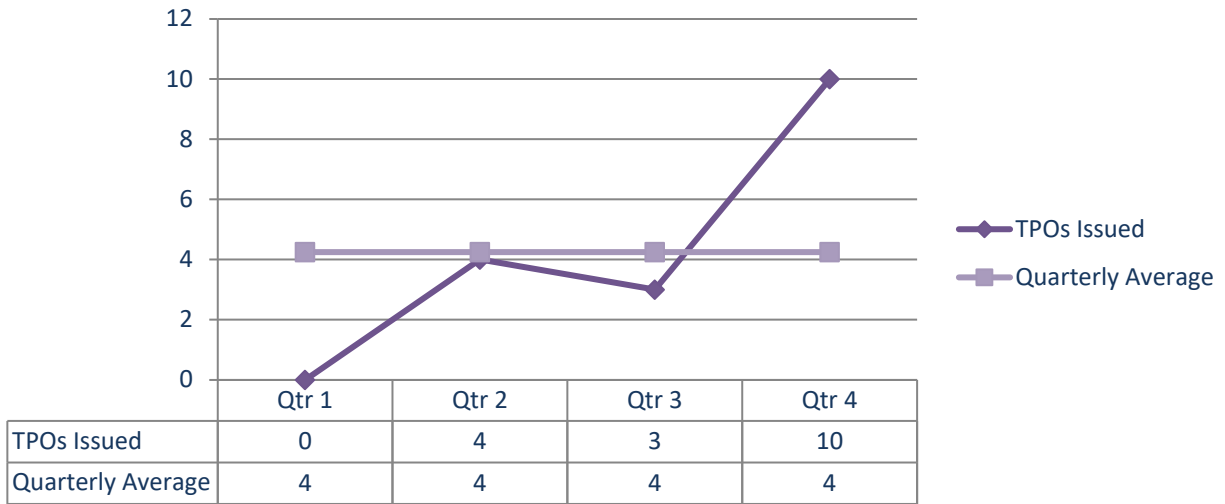


Sexual Assault PO

By quarter and Quarterly Average

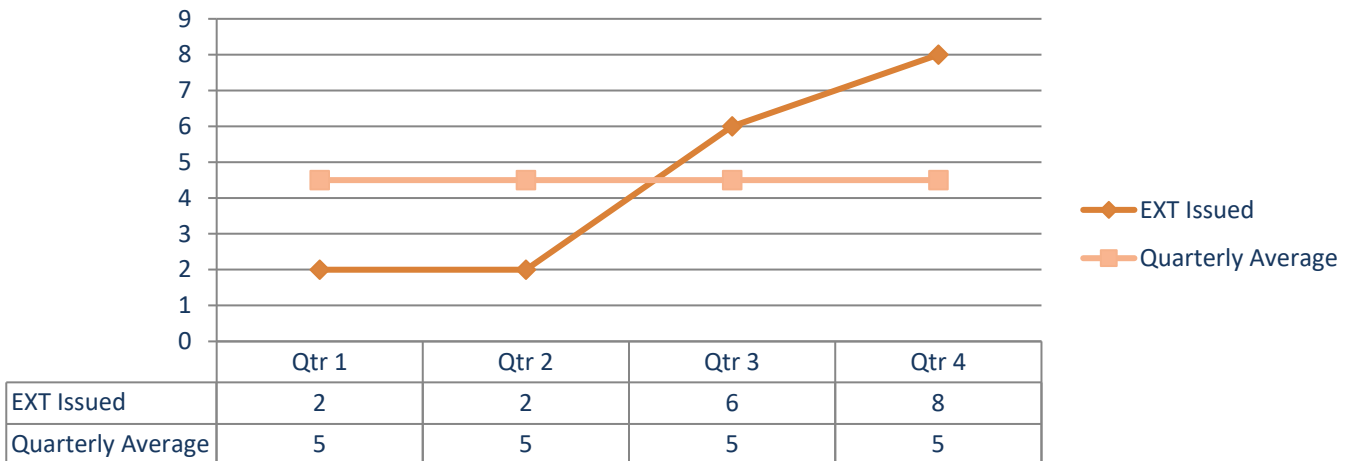
2021 Temporary Protection Orders

By Quarter & Quarterly Average



2021 Extended Protection Orders

By Quarter & Quarterly Average



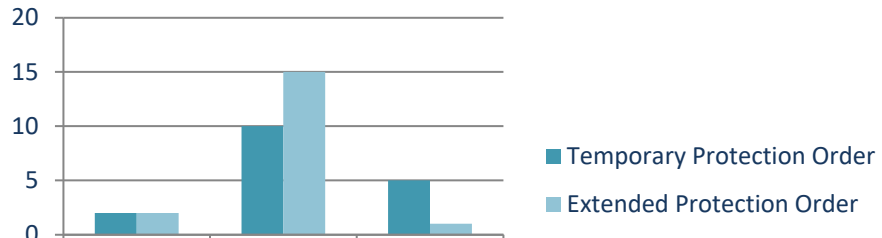


2021 Sexual Assault PO Issued

By Gender & Type

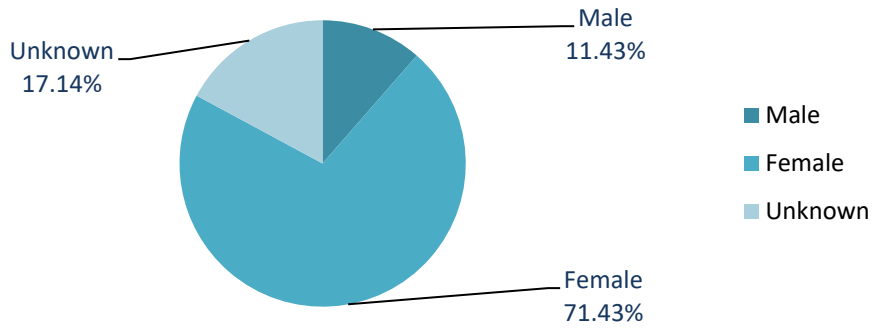
2021 Granted Orders

By gender

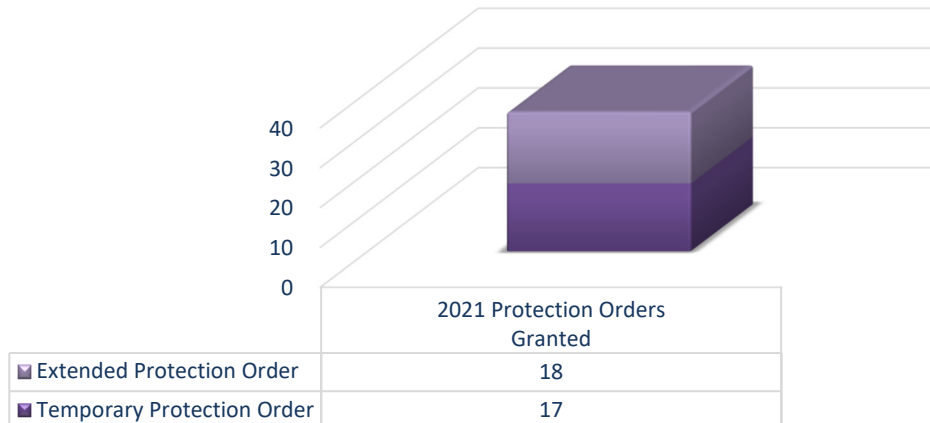


	Male	Female	Unknown
Temporary Protection Order	2	10	5
Extended Protection Order	2	15	1

Protection Order Issued By Gender



Temporary and Extended Order Issued

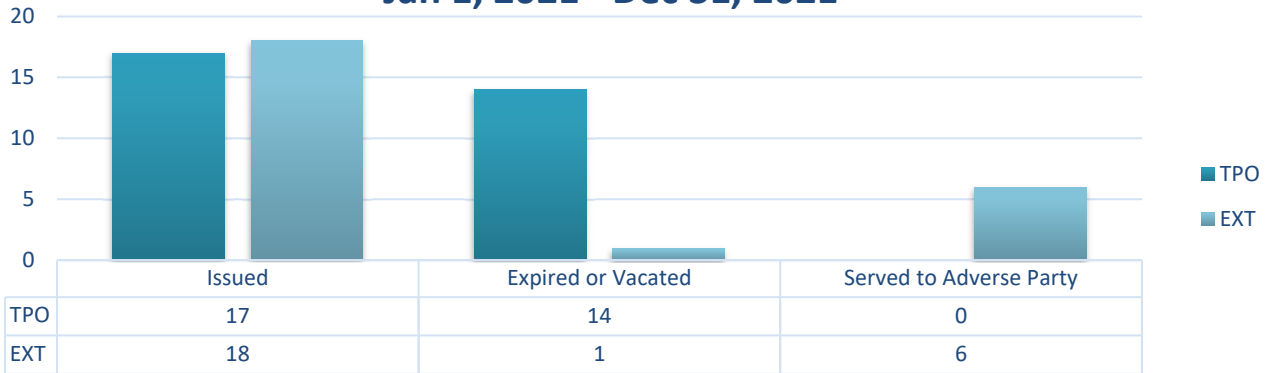




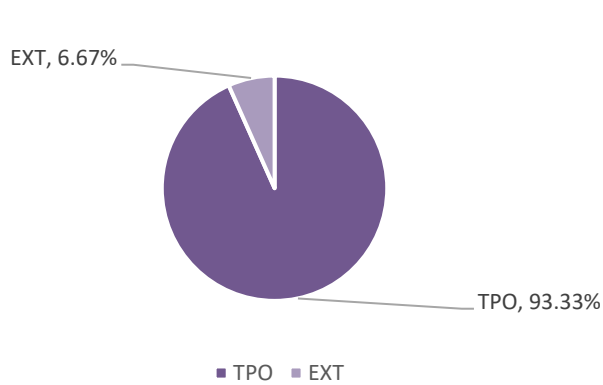
2021 Sexual Assault PO

Issued, Vacated or Expired, and Served

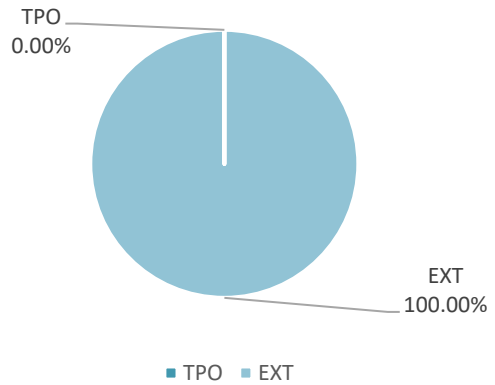
Granted, Expired & Served Jan 1, 2021 - Dec 31, 2021



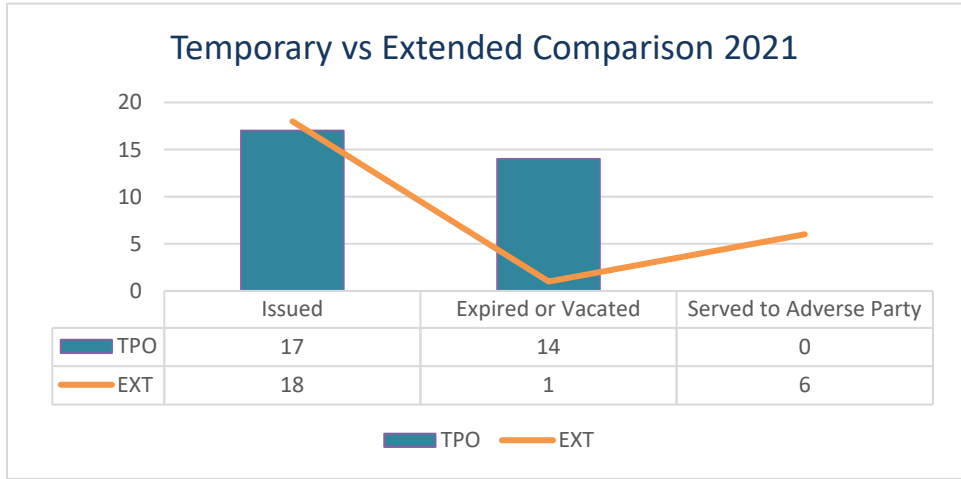
Expired or Vacated in 2021



Served to Adverse Party in 2021



Temporary vs Extended Comparison 2021

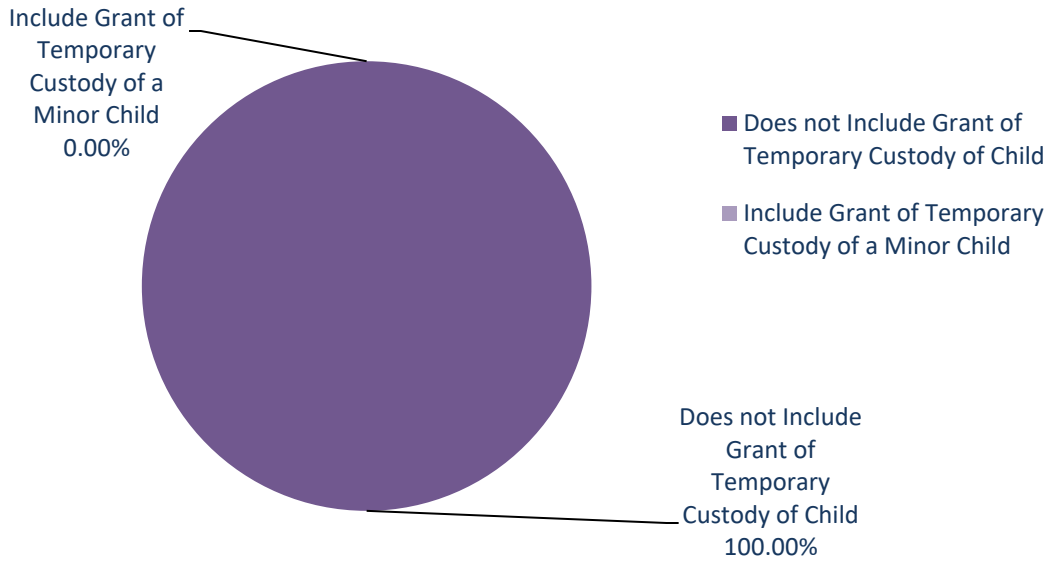
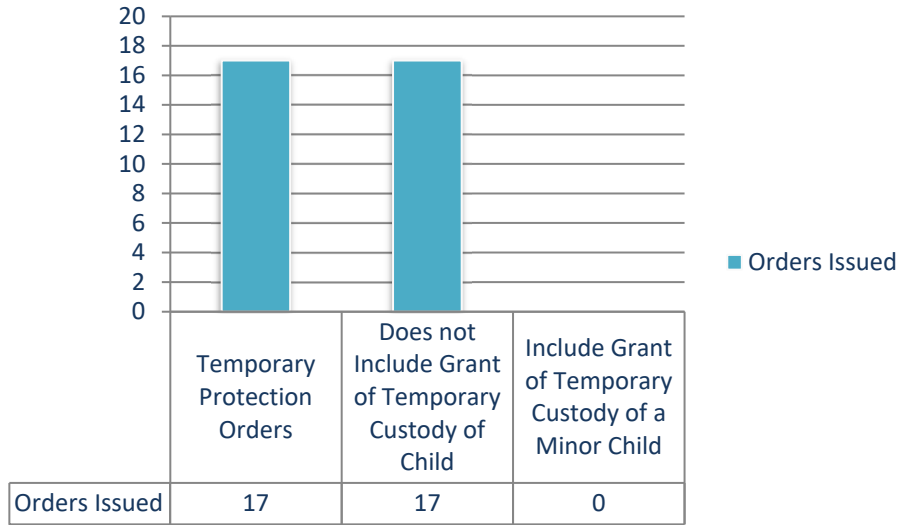




2021 Sexual Assault PO Issued

Including a Grant of Temporary Custody of a Minor Child

2021 Orders Issued



THIS PAGE WAS LEFT INTENTIONALLY BLANK



Aging & Disability Services



Aging & Disability Services Statistics

	# of Incidents	% of Total Reported
Total Abuse Reported	11,045	
Substantiated	3,168	28.68%
Unsubstantiated	7,877	71.32%

		% of Total Incidents
Most Prevalent County	Clark County	63.82%

Most Common Victim Demographics	# of Victims	Total Reported	% of Total Reported
Non Minority (White & Non Hispanic)	5,835		72.00%
75-84	2,394		29.54%
Female	4,690		57.87%
No, not Hispanic or Latino/a, or Spanish origin	7,211		88.98%

Total Demographics Reported: 8,104

Own Residence or Residence of Relative/ Caregiver	5,827		71.90%
--	-------	--	--------

Total Type of Living Reported: 8,104

Self Neglect	4,094		37.07%
Abuse	2,453		22.21%

Total Allegations Reported: 11,045

** Not all demographics have been reported for each victim, thus reporting totals differ by category
 * The statistics for ADSD are reported by fiscal year and the rest of the book is based on calendar year.*





About Aging & Disability Services

The following statistics are provided to the Department of Public Safety from the Nevada Aging and Disabilities Services Division (ADSD), Adult Protective Services (APS). Effective July 1, 2019, Aging and Disability Services Division received legislative authority to receive and investigate reports of abuse, neglect, exploitation, isolation or abandonment for vulnerable persons, age 18-59, in addition to persons 60 years and older, collectively referred to as vulnerable adults. Adult Protective Services serves all of Nevada.

Substantiated and unsubstantiated incidents reported are considered. These figures are published exactly as Aging and Disabilities Services Division presents them to the Department of Public Safety.

Note: Totals in the various categories may not match because of the variations of number of alleged offenders for each victim and the possibility that one victim could have sustained multiple types of maltreatment.

The Crimes Against Older Persons data presented here is collected per the requirements set forth in Nevada Revised Statute 179A.450.

Details of the NRS is provided in the next page.



NRS 179A.450

NRS 179A.450 Creation; contents; electronic means to access data; confidentiality of data.

1. The Repository for Information Concerning Crimes Against Older Persons or Vulnerable Persons is hereby created within the Central Repository.

2. The Repository for Information Concerning Crimes Against Older Persons or Vulnerable Persons must contain a complete and systematic record of all reports of the abuse, neglect, exploitation, isolation or abandonment of older persons or vulnerable persons in this State. The record must be prepared in a manner approved by the Director of the Department and must include, without limitation, the following information:

(a) All incidents that are reported to state and local law enforcement agencies and the Aging and Disability Services Division of the Department of Health and Human Services.

(b) All cases that were investigated and the type of such cases.

3. The Director of the Department shall provide an electronic means to access on the Central Repository's Internet website statistical data on the abuse, neglect, exploitation, isolation or abandonment of older persons or vulnerable persons.

4. The data and findings generated pursuant to this section must not contain information that may reveal the identity of an individual victim, or a person accused of the abuse, neglect, exploitation, isolation or abandonment of older persons or vulnerable persons.

5. As used in this section:

(a) "Abandonment" has the meaning ascribed to it in NRS 200.5092.

(b) "Abuse" has the meaning ascribed to it in NRS 200.5092.

(c) "Exploitation" has the meaning ascribed to it in NRS 200.5092.

(d) "Isolation" has the meaning ascribed to it in NRS 200.5092.

(e) "Neglect" has the meaning ascribed to it in NRS 200.5092.

(f) "Older person" means a person who is 60 years of age or older.

(g) "Vulnerable person" has the meaning ascribed to it in NRS 200.5092.

(Added to NRS by [2007, 746](#); A [2009, 2447](#); [2011, 82](#); [2015, 826](#); [2017, 2685](#); [2019, 3473](#); [2021, 620](#))

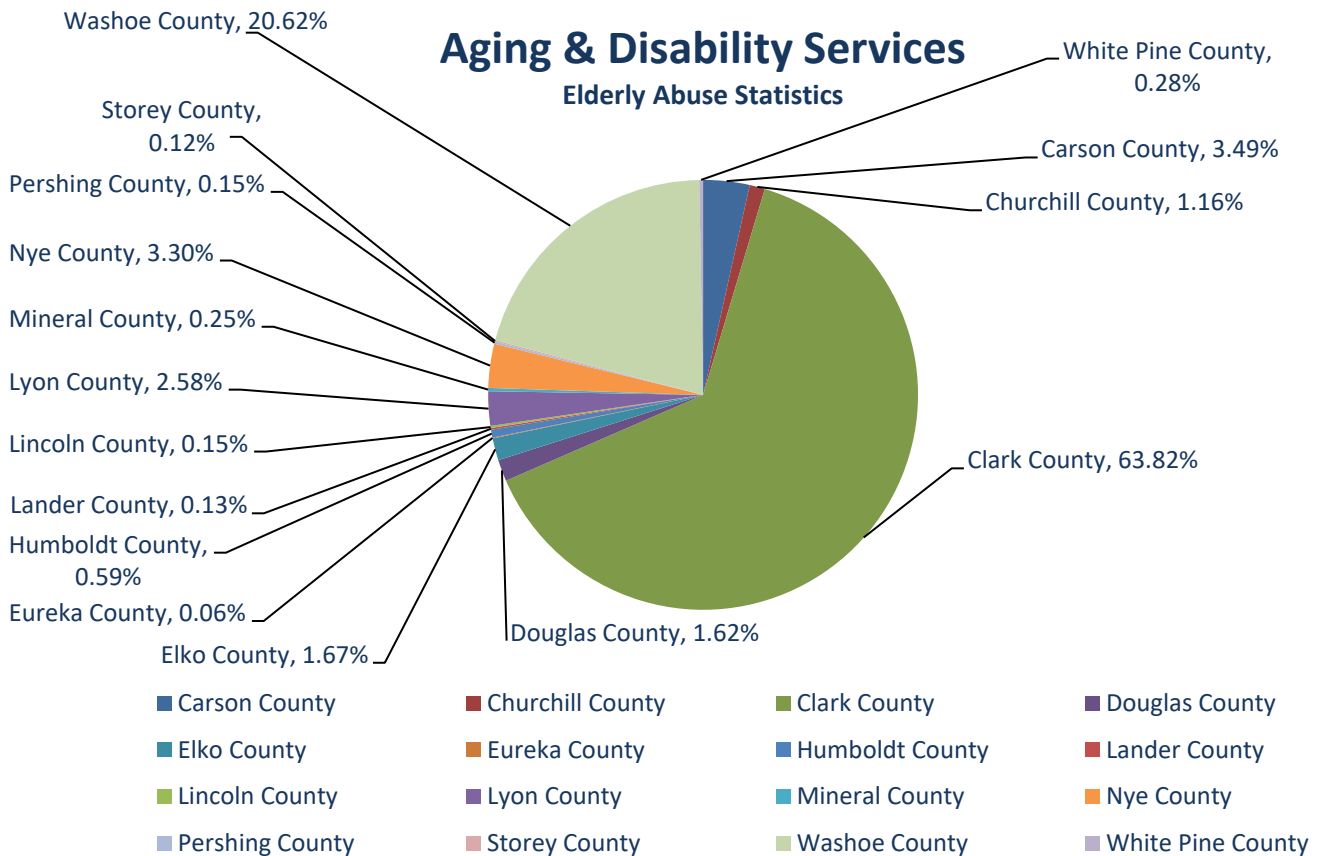




Aging & Disability Services Elderly Abuse

Substantiated and Unsubstantiated Incidents by County

	Total Incidents Reported	% Of Total
Carson County	385	3.49%
Churchill County	128	1.16%
Clark County	7,049	63.82%
Douglas County	179	1.62%
Elko County	184	1.67%
Eureka County	7	0.06%
Humboldt County	65	0.59%
Lander County	14	0.13%
Lincoln County	17	0.15%
Lyon County	285	2.58%
Mineral County	28	0.25%
Nye County	365	3.30%
Pershing County	17	0.15%
Storey County	13	0.12%
Washoe County	2,278	20.62%
White Pine County	31	0.28%
Total:	11,045	



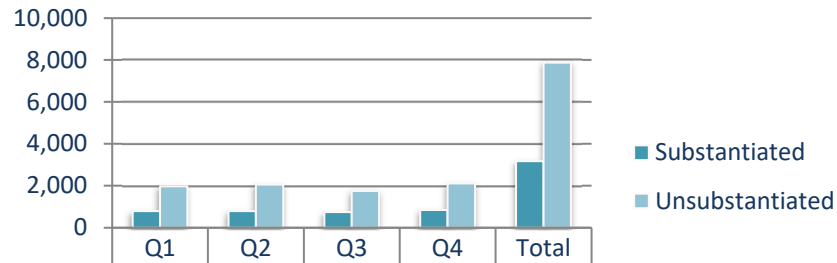


Aging & Disability Services Elderly Abuse

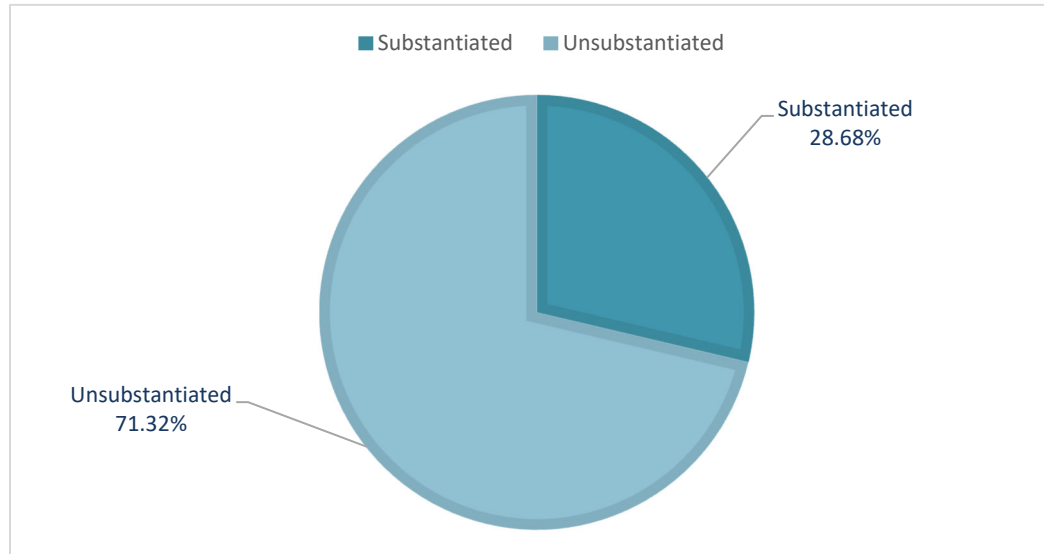
Substantiated vs Unsubstantiated

2021 Aging & Disability Services Elderly Abuse

Substantiated vs Unsubstantiated



Substantiated	791	791	742	844	3,168
Unsubstantiated	1,968	2,055	1,747	2,107	7,877

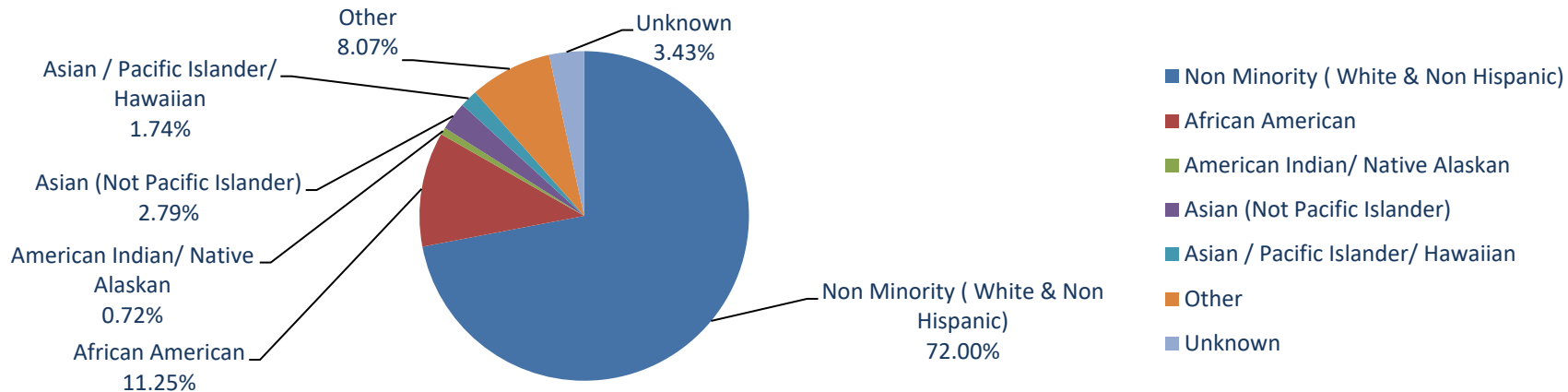




Aging & Disability Services Elderly Abuse

Age, Race, Gender and Ethnicity of Victim

Race of Victim	Non Minority (White & Non Hispanic)	African American	American Indian/ Native Alaskan	Asian (Not Pacific Islander)	Asian / Pacific Islander/ Hawaiian	Other	Unknown	Total
Carson County	257	2	2	1	2	9	4	277
Churchill County	85	1	5	1	1	2	1	96
Clark County	3,288	849	18	185	119	506	200	5,165
Douglas County	121	0	3	0	0	6	1	131
Elko County	102	0	5	0	1	11	17	136
Eureka County	4	0	0	0	0	0	0	4
Humboldt County	36	0	0	0	0	2	1	39
Lander County	10	0	1	0	0	0	0	11
Lincoln County	9	0	0	0	0	0	1	10
Lyon County	186	0	2	4	2	7	4	205
Mineral County	17	1	0	1	0	0	0	19
Nye County	248	6	3	0	1	11	15	284
Pershing County	10	0	2	0	0	0	0	12
Storey County	10	1	0	0	0	0	0	11
Washoe County	1,433	52	16	34	15	99	34	1,683
White Pine County	19	0	1	0	0	1	0	21
State Total:	5,835	912	58	226	141	654	278	8,104
% of Total	72.00%	11.25%	0.72%	2.79%	1.74%	8.07%	3.43%	

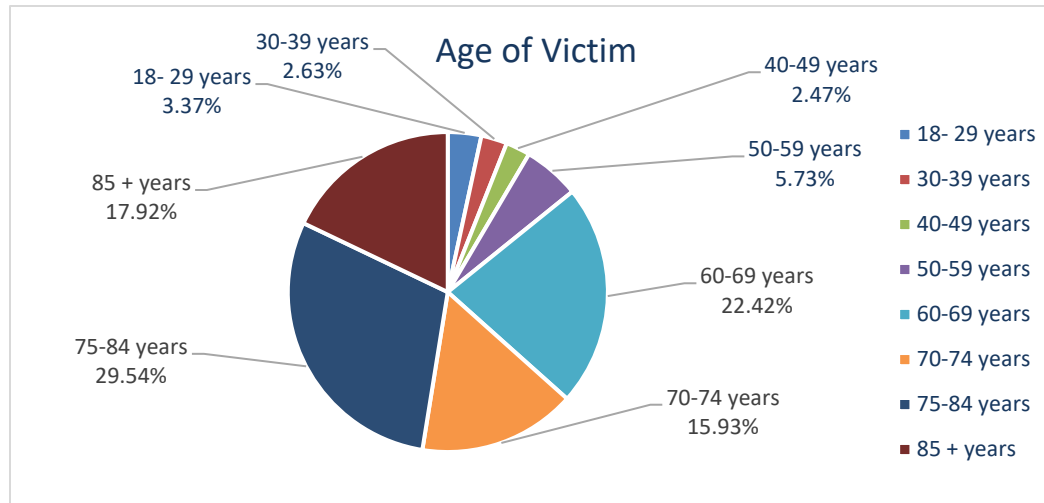




Aging & Disability Services Elderly Abuse

Age, Race, Gender and Ethnicity of Victim

Age of Victim	18- 29 years	30-39 years	40-49 years	50-59 years	60-69 years	70-74 years	75-84 years	85 + years	Total
Carson County	11	11	4	12	60	48	70	61	277
Churchill County	6	2	2	2	27	16	23	18	96
Clark County	187	151	154	317	1,111	790	1,514	941	5,165
Douglas County	1	1	0	1	21	29	49	29	131
Elko County	5	2	3	16	38	26	30	16	136
Eureka County	1	0	0	0	2	0	1	0	4
Humboldt County	0	3	2	4	6	5	14	5	39
Lander County	0	0	1	2	1	3	4	0	11
Lincoln County	0	0	0	1	2	0	4	3	10
Lyon County	5	5	1	9	43	40	68	34	205
Mineral County	0	0	0	0	1	6	8	4	19
Nye County	3	4	3	14	78	45	91	46	284
Pershing County	1	0	1	1	1	2	4	2	12
Storey County	1	0	0	0	3	4	3	0	11
Washoe County	51	34	29	84	419	276	503	287	1,683
White Pine County	1	0	0	1	4	1	8	6	21
State Total:	273	213	200	464	1,817	1,291	2,394	1,452	8,104
% of Total	3.37%	2.63%	2.47%	5.73%	22.42%	15.93%	29.54%	17.92%	

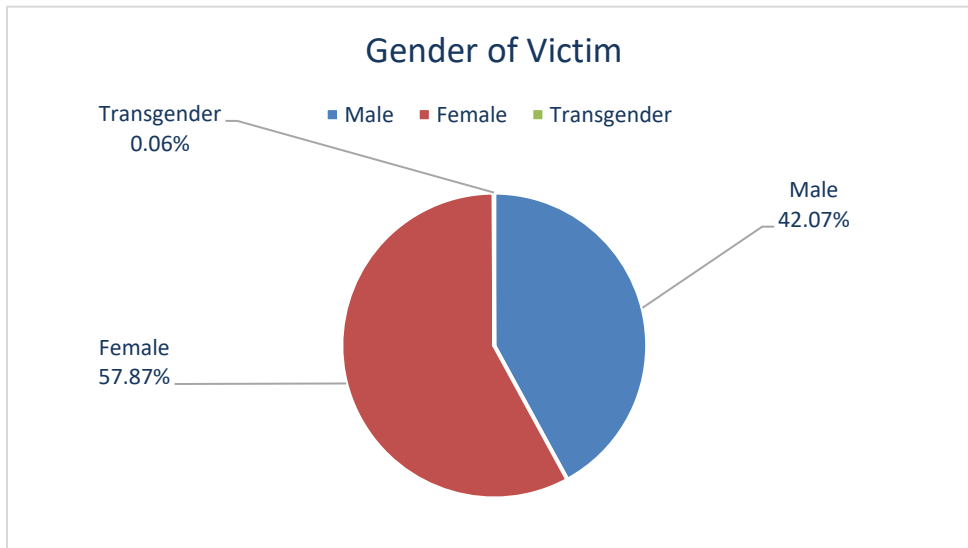




Aging & Disability Services Elderly Abuse

Age, Race, Gender, and Ethnicity of Victim

Gender of Victim	Male	Female	Transgender	Total
Carson County	111	166	0	277
Churchill County	39	57	0	96
Clark County	2,147	3,018	0	5,165
Douglas County	53	78	0	131
Elko County	73	63	0	136
Eureka County	2	2	0	4
Humboldt County	17	22	0	39
Lander County	4	7	0	11
Lincoln County	4	6	0	10
Lyon County	87	118	0	205
Mineral County	7	12	0	19
Nye County	122	162	0	284
Pershing County	5	7	0	12
Storey County	6	5	0	11
Washoe County	722	956	5	1,683
White Pine County	10	11	0	21
State Total:	3,409	4,690	5	8,104
% of Total	42.07%	57.87%	0.06%	

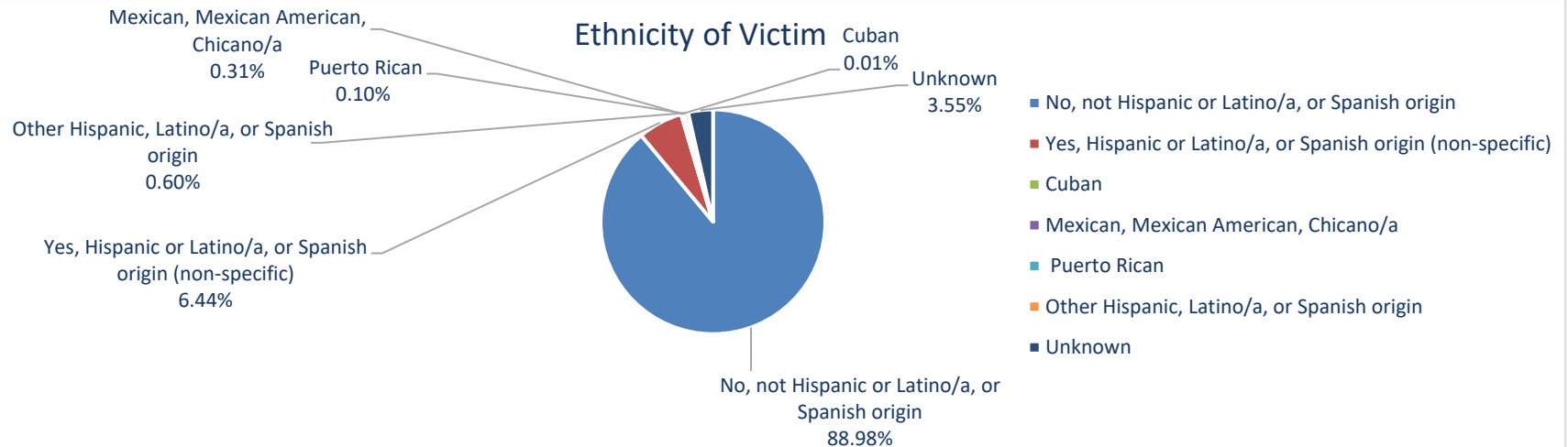




Aging & Disability Services Elderly Abuse

Age, Race, Gender and Ethnicity of Victim

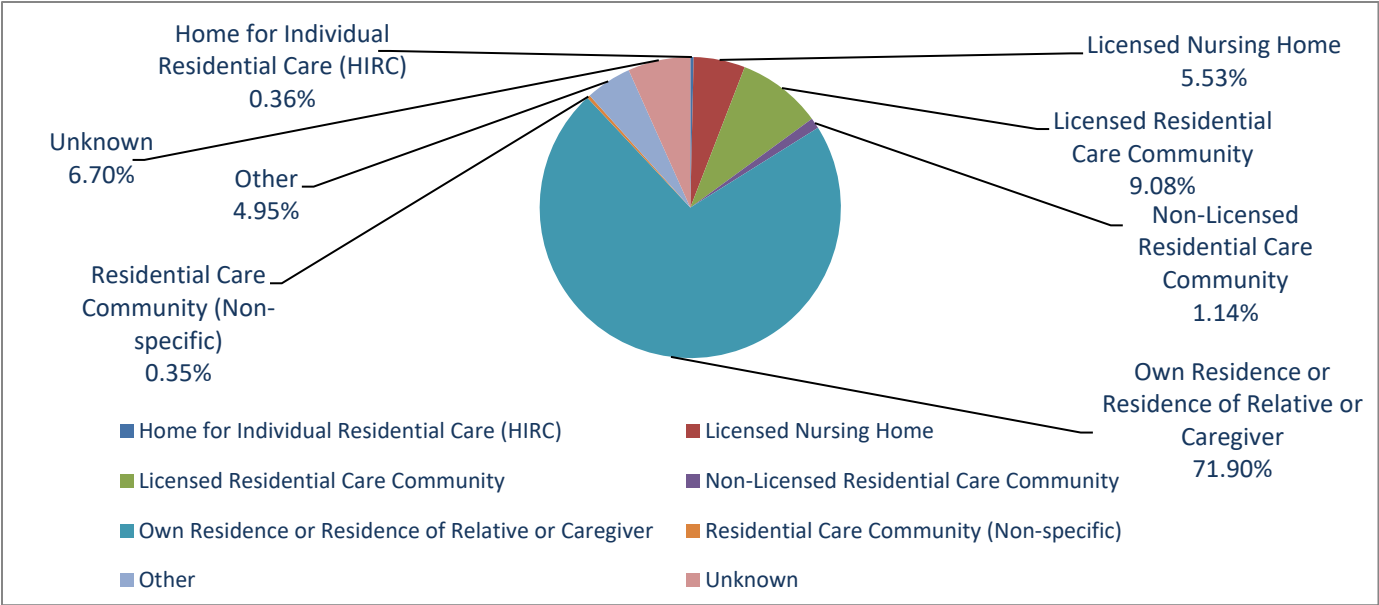
Ethnicity of Victim	No, not Hispanic or Latino/a, or Spanish origin	Yes, Hispanic or Latino/a, or Spanish origin (non-specific)	Cuban	Mexican, Mexican American, Chicano/a	Puerto Rican	Other Hispanic, Latino/a, or Spanish origin	Unknown	Total
Carson County	264	8	0	0	0	1	4	277
Churchill County	94	1	0	0	0	0	1	96
Clark County	4,493	398	1	21	8	39	205	5,165
Douglas County	125	4	0	0	0	1	1	131
Elko County	108	7	0	1	0	1	19	136
Eureka County	4	0	0	0	0	0	0	4
Humboldt County	36	2	0	0	0	0	1	39
Lander County	11	0	0	0	0	0	0	11
Lincoln County	9	0	0	0	0	0	1	10
Lyon County	196	6	0	1	0	0	2	205
Mineral County	19	0	0	0	0	0	0	19
Nye County	257	10	0	1	0	0	16	284
Pershing County	12	0	0	0	0	0	0	12
Storey County	11	0	0	0	0	0	0	11
Washoe County	1,552	85	0	1	0	7	38	1,683
White Pine County	20	1	0	0	0	0	0	21
State Total:	7,211	522	1	25	8	49	288	8,104
% of Total	88.98%	6.44%	0.01%	0.31%	0.10%	0.60%	3.55%	






Aging & Disability Services Elderly Abuse

Victim's Residence Type, Type of Abuse, and Relationship to Offender

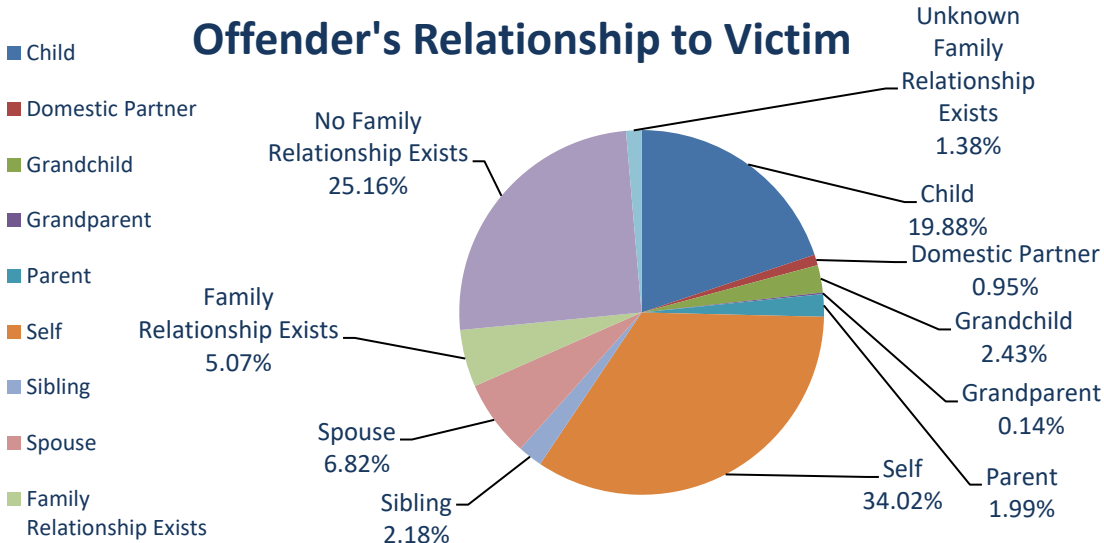


Type of Abuse to Victim

Substantiated & Unsubstantiated



Offender's Relationship to Victim



THIS PAGE WAS LEFT INTENTIONALLY BLANK



Supplemental Hate Crime



About Supplemental Hate Crime Data

The reporting of the actual Hate Crime data is available in our Theme Oriented Public Site (TOPS) under the theme "Hate Crime". The link to the TOPS site is as follows

<https://nevadacrimestats.nv.gov/tops>

The reporting of the additional data presented here is collected per the guidelines set forth in SB 148. These guidelines are being defined in NRS 193.360 and NRS 179A.175

NRS 193.360

Duty of state and local law enforcement agencies to submit data relating to crimes manifesting evidence of prejudice based on race, color, religion, national origin, physical or mental disability, sexual orientation or gender identity or expression; limitation on use of data.

1. Each state or local law enforcement agency in this State shall submit on a monthly basis a record of all crimes that manifest evidence of prejudice based on race, color, religion, national origin, physical or mental disability, sexual orientation or gender identity or expression, including, without limitation, the basis on which any such crime occurred, to the Central Repository for Nevada Records of Criminal History, in accordance with the guidelines adopted by the Director of the Department of Public Safety pursuant to subsection 2 of [NRS 179A.175](#).
2. Data acquired pursuant to this section must be used only for research or statistical purposes and must not contain any information that may reveal the identity of an individual victim of a crime.
(Added to NRS by [2021, 236](#))

NRS 179A.175

Establishing program; adoption of guidelines for collection of statistical data; report; data to be used only for research or statistical purposes; data to be made available to public; data to be provided to Federal Bureau of Investigation.

1. The Director of the Department shall establish within the Central Repository a program for reporting crimes that manifest evidence of prejudice based on race, color, religion, national origin, physical or mental disability, sexual orientation or gender identity or expression.
2. The program must be designed to collect, compile and analyze statistical data about crimes that manifest evidence of prejudice based on race, color, religion, national origin, physical or mental disability, sexual orientation or gender identity or expression. The Director shall adopt guidelines for the collection of the statistical data, including, but not limited to, the criteria to establish the presence of prejudice and the manner in which the data must be reported to the Central Repository.





About Supplemental Hate Crime Data(contd)

3. The Central Repository shall include in any appropriate report an independent section relating solely to the analysis of crimes that manifest evidence of prejudice based on race, color, religion, national origin, physical or mental disability, sexual orientation or gender identity or expression.
4. Data acquired pursuant to this section must be used only for research or statistical purposes and must not contain any information that may reveal the identity of an individual victim of a crime.
5. The Central Repository shall make all data acquired pursuant to this section and data regarding any prosecution of a violation of [NRS 207.185](#) and any sentence imposed pursuant to [NRS 193.1675](#) available to the public.
6. The Central Repository shall ensure that the data acquired pursuant to this section is provided to the Federal Bureau of Investigation for inclusion in the annual Hate Crime Statistics report of the Uniform Crime Reporting Program.
7. As used in this section, "gender identity or expression" has the meaning ascribed to it in [NRS 193.0148](#).

(Added to NRS by [1995, 2706](#); A [2013, 65; 2015, 845, 2765; 2021, 237](#))



Report Terminologies

The following report will describe and summarize the supplemental Hate Crime reports that are received by the Criminal Records Unit within the Department of Public Safety in the State of Nevada.

The information contained in this report was gathered by running reports in house. The following definitions describe the various variables used in the reports.

- **Hate Crime Arrests:** The total number of arrests with one of the hate crime Nevada Offense Codes (NOCs) during the time-period selected.
- **Hate Crime Arrests with Dispositions:** The total number of arrests with hate crime NOCS and the number that have dispositions, but it does not differentiate between the type of disposition or disposition NOC
- **Hate Crime Arrests with Hate Crime Dispositions:** Total number of convictions where the original arrest was a hate crime NOC and the disposition is Pled Guilty (PLG), Found Guilty (GAT) or Deferred adjudication (DEF) and the disposition NOC was a hate crime NOC (if the disposition was dismissed, charges were denied by the prosecutor, no charges filed or not guilty, then it wasn't a conviction therefore is not included.)

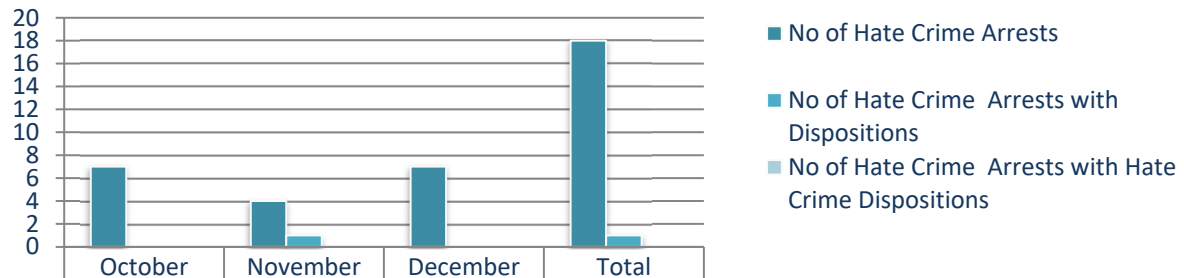


Supplemental Hate Crime Data

Hate Crime Arrests, Dispositions and Hate Crime Dispositions

Month	No of Hate Crime Arrests	No of Hate Crime Arrests with Dispositions	Percentage of Arrests with Dispositions	No of Hate Crime Arrests with Hate Crime Dispositions
October	7	0	0.00%	0
November	4	1	25.00%	0
December	7	0	0.00%	0
Total	18	1	5.56%	0

Hate Crimes and Dispositions



	October	November	December	Total
No of Hate Crime Arrests	7	4	7	18
No of Hate Crime Arrests with Dispositions	0	1	0	1
No of Hate Crime Arrests with Hate Crime Dispositions	0	0	0	0

Note: Number of Arrests is reported to UCR by Law Enforcement Agencies (LEA). Disposition information is provided to UCR by the Criminal Records Unit.

THIS PAGE WAS LEFT INTENTIONALLY BLANK



This concludes our publication.

Thank you for taking the time to read *Uniform Crime Reporting*.

If you require further information you can contact us at:

**Nevada Department of Public Safety
Records, Communications and Compliance Division
333 West Nye Lane Suite 100
Carson City, NV 89706
(775) 684-6262
<http://rccd.nv.gov>**



THIS PAGE WAS LEFT INTENTIONALLY BLANK